

Attn: Sports Department

No. of Pages: 1

For Immediate Release

June 29, 2007

For Further Information

Brian DePasquale / 518-442-3072

UALBANY FINISHES 89TH IN U.S. SPORTS ACADEMY DIRECTORS' CUP STANDINGS

Cleveland, Ohio – With eight America East Conference championships and five teams making NCAA Tournament appearances, UAlbany finished 89th among 289 Division I institutions in the U.S. Sports Academy Director's Cup standings. The Great Danes recorded their highest-ever ranking since upgrading to Division I in 1999. The Directors' Cup is presented annually by the National Association of Collegiate Directors of Athletics (NACDA), United States Sports Academy and *USA Today* to the best overall collegiate athletics program. Stanford captured its 13th consecutive trophy in 2006-07.

UAlbany celebrated its most successful Division I campaign by winning conference titles in men's basketball, women's volleyball, men's indoor track, baseball, softball, men's lacrosse, men's outdoor track, and women's outdoor track. Women's indoor track and women's lacrosse recorded runner-up finishes.

Baseball, softball, women's volleyball, men's lacrosse and men's basketball competed in NCAA tournament play. The men's lacrosse team, ranked second nationally for six consecutive weeks during the regular season, posted the school's first-ever NCAA Division I victory and advanced to the quarterfinal round. Softball registered a pair of NCAA wins in reaching the Hempstead Regional final. The basketball squad made its second consecutive trip to the national tournament by defeating Vermont, 60-59, in the America East championship. Volleyball garnered an NCAA berth for the second time in three years, while baseball made its first NCAA appearance.

"We have a dedicated and committed group of student-athletes, coaches, and staff," said UAlbany Vice President and Director of Athletics Lee McElroy. "The enhanced quality, talent, and skills of these groups coupled with tremendous support from campus administration are both directly related to our success and the consistency of performance both on and off the field of play."

Individual athletes were nationally recognized for their performances. Joe Greene and Marc Pallozzi earned track and field All-America recognition for the second consecutive year after scoring points at the NCAA Championships in June. Jamar Wilson, the basketball program's all-time scorer, was voted to the Associated Press All-America Team in the honorable mention category for the second year in a row. Colin Disch, a linebacker of the football team, became the third UAlbany player to be named to the American Football Coaches Association (AFCA) Division I-AA All-America Team.

In its Division I history, UAlbany has won 25 conference championships and produced 12 NCAA Tournament teams.


OFFICERS

PRESIDENT KEVIN WHITE
 University of Notre Dame
 1st VICE PRES..... JOAN CRONAN
 University of Tennessee
 2nd VICE PRES..... RANDY SPETMAN
 Utah State University
 3rd VICE PRES..... DAVE ROACH
 Colgate University
 SECRETARY..... DAVID STAIR
 Evangel University

PAST PRESIDENTS

1965-66 JIM CORBETT
 Louisiana State University
 1966-67 DICK LARKINS
 Ohio State University
 1967-68 BOB BRONZAN
 San Jose State University
 1968-69 MARSH TURNER
 Johns Hopkins University
 1969-70 BILL ORWIG
 Indiana University
 1970-71 AL TWITCHELL
 Rutgers University
 1971-72 BUD JACK
 University of Utah
 1972-73 CECIL COLEMAN
 University of Illinois
 1973-74 JOHN WINKIN
 Colby College
 1974-75 HARRY FOUKE
 University of Houston
 1975-76 BILL ROHR
 Ohio University
 1976-77 STAN MARSHALL
 South Dakota University
 1977-78 BILL FLYNN
 Boston College
 1978-79 FRED MILLER
 Arizona State University
 1979-80 BEN CARNEVALE
 College of William & Mary
 1980-81 JOHN TONER
 University of Connecticut
 1981-82 MIKE LUDE
 University of Washington
 1982-83 GEORGE KING
 Purdue University
 1983-84 BOB KARNES
 Drake University
 1984-85 JOHN CLUNE
 U.S. Air Force Academy
 1985-86 ANDY MOORADIAN
 University of New Hampshire
 1986-87 HOMER RICE
 Georgia Institute of Technology
 1987-88 CARL MILLER
 University of the Pacific
 1988-89 GARY CUNNINGHAM
 Fresno State
 1989-90 JACK LENGYEL
 U.S. Naval Academy
 1990-91 FRANK WINDEGGER
 Texas Christian University
 1991-92 BILL BYRNE
 University of Oregon
 1992-93 JIM JONES
 Ohio State University
 1993-94 JOHN SWOFFORD
 University of North Carolina
 1994-95 EUGENE SMITH
 Iowa State University
 1995-96 W. JAMES COPELAND
 Southern Methodist University
 1996-97 BARBARA HEDGES
 University of Washington
 1997-98 VINCE DOOLEY
 University of Georgia
 1998-99 JIM LIVENGOOD
 University of Arizona
 1999-2000 DAVE HART, JR.
 Florida State University
 2000-01 DEBORAH YOW
 University of Maryland
 2001-02 BILL BRADSHAW
 DePaul University
 2002-03 JOE CASTIGLIONE
 University of Oklahoma
 2003-04 JUDY ROSE
 University of North Carolina Charlotte
 2004-05 GENE DeFILIPPO
 Boston College
 2005-06 TIM CURLEY
 Penn State University
 2006-07 LEE McELROY
 University at Albany

**For Immediate Release
 June 27, 2007**



Contact: Julie Work
 Director of Communications
 jwork@nacda.com

**Stanford Captures the 2006-07
 U.S. Sports Academy Directors' Cup Standings**

Cleveland, Ohio – Stanford captured its 13th straight U.S. Sports Academy Directors' Cup, scoring 1429.00 points. The Directors' Cup is presented annually by the National Association of Collegiate Directors of Athletics (NACDA), United States Sports Academy and *USA Today* to the best overall collegiate athletics programs in the country.

The 2006-07 U.S. Sports Academy Directors' Cup winners were announced at NACDA's 42nd Annual Convention in Orlando, Florida, and the four winning institutions - one in each of the NCAA divisions (I, II, and III), and the NAIA – were awarded with their U.S. Sports Academy Directors' Cups.

In the fall, the Cardinal captured the women's cross country national title, finished runner-up in women's soccer and women's volleyball and were fourth in men's cross country.

During the winter NCAA Championships, Stanford recorded seven top-10 finishes: men's swimming (2nd), men's gymnastics (3rd), women's swimming (4th), men's indoor track & field (4th), women's gymnastics (5th), women's indoor track and field (6th) and fencing (9th). Stanford also scored in men's basketball and wrestling.

In the spring, the Cardinal captured the men's golf title, were runners-up in women's water polo, third in women's tennis, fifth in women's golf and 10th in both men's and women's outdoor track and field.

Stanford scored in 21 total sports, but only 19 sports counted towards the final total, 10 women's sports and nine men's sports.

UCLA jumped from 12th in the final winter standings to runner-up in the final spring standing for the second straight year. The Bruins finished the year with 1232.00 points. The Bruins took home their 100th NCAA Tournament championship with its water polo title this spring. UCLA also finished second in women's tennis, third in women's golf, fifth in both men's tennis and women's outdoor track and field, seventh in men's golf and ninth in both baseball and men's outdoor track and field.

During the winter, UCLA was third in women's bowling, fourth in women's gymnastics, seventh in women's indoor track and field and 15th in women's swimming.

In the fall championships, the Bruins finished as high as runners-up; in men's soccer, third in both women's soccer and women's volleyball, 23rd in men's cross country and 41st in football.

UCLA scored in 17 of 20 possible sports, 10 women's sports and seven men's sports.

-more-

NACDA • 24651 Detroit Road • Westlake, Ohio 44145
 440-892-4000 • Fax: 440-892-4007
 www.nacda.com



North Carolina finished in the top-five for the second straight year, scoring 1161.33 total points in 2006-07. North Carolina most recently finished second in the NCAA Baseball Championship. The Tar Heels tallied five top-10 finishes in the spring, including baseball. North Carolina finished fifth overall in both men's and women's lacrosse, sixth in men's outdoor track and field and ninth in women's tennis.

During the winter, North Carolina tallied its highest finish in women's basketball (3rd), while also finishing fifth in men's basketball. In the fall the Tar Heels took home the women's soccer national title.

The Tar Heels scored in the maximum 20 sports, 10 women's and 10 men's sports.

The Wolverines of **Michigan**, finished fourth with 1135.25 points in the final standings. Michigan tallied three top-10 finishes in the spring championships: women's outdoor track and field (3rd) and ninth in both baseball and softball. In the winter, the Wolverines tallied seven top-10 finishes: men's gymnastics (4th); men's indoor track and field and wrestling (6th); men's swimming (7th); men's ice hockey, women's swimming and women's indoor track and field (9th). In the fall, Michigan's highest finishes was a third place showing in women's cross country.

The Wolverines scored in 19 of 20 sports, 10 women's sports and nine men's sports.

Moving from 15th in the final winter standings to fifth in the final spring standings is **Southern California** with 1103.50 points. In the spring championships, the Trojans finished third in women's water polo; fourth in women's golf; fifth in women's rowing, men's outdoor track and field and men's tennis; seventh in women's outdoor track and field; ninth in women's tennis; and 16th overall in men's golf.

During the winter, the Trojans scored points in men's basketball, men's swimming, men's and women's indoor track and field and women's swimming.

In the fall, Southern California tallied points with a runner-up finish in men's water polo, fourth place in football, a ninth place showing in women's volleyball and a 17th place showing in women's soccer.

The U.S. Sports Academy Directors' Cup was developed as a joint effort between the National Association of Collegiate Directors of Athletics (NACDA) and *USA Today*. The United States Sports Academy, based in Daphne, Alabama, is the program's sponsor. Points are awarded based on each institution's finish in up to 20 sports – 10 women's and 10 men's.

Complete standings and the scoring structure can be found on NACDA's Web site at www.nacda.com.

- nacda -

1	Stanford	1429.00
2	UCLA	1232.00
3	North Carolina	1161.33
4	Michigan	1135.25
5	Southern California	1103.50
6	Florida	1064.25
7	Tennessee	1045.75
8	Texas	1037.25
9	California	1030.00
10	Arizona State	1005.00
11	Duke	988.25
12	Georgia	971.00
13	Virginia	945.00
14	Ohio State	927.50
15	Florida State	924.25
16	Wisconsin	913.25
17	Louisiana State	888.00
18	Texas A&M	881.00
19	Auburn	866.25
20	Minnesota	862.75
21	Penn State	848.83

2006-07 U.S. Sports Academy Directors' Cup
 Division I Final Standings
 As of 6/27/07

Rank	Institution	Final Total	M. Bsb		W. Golf		M. Golf		W. Lax.		M. Lax		W. Row		W. SB		W. Ten.		M. Ten.		W. T&F		M. T&F		M. VB		W. WP	
			Pl.	Pts.	Pl.	Pts.	Pl.	Pts.	Pl.	Pts.	Pl.	Pts.	Pl.	Pts.	Pl.	Pts.	Pl.	Pts.	Pl.	Pts.	Pl.	Pts.	Pl.	Pts.	Pl.	Pts.	Pl.	Pts.
1	Stanford	1429.00	0	0	5	75	1	100	0	0	0	0	0	0	17	x	3	83	0	0	10	66.75	10	66.75	0	0	2	90
2	UCLA	1232.00	9	64	3	85	7	72	0	0	0	0	0	0	33	x	2	90	5	73	5	75	9	69	0	0	1	100
3	North Carolina	1161.33	2	90	21	53	16	51	5	60	5	60	0	0	33	25	9	64	17	50	21	50.5	6	73.5	0	0	0	0
4	Michigan	1135.25	9	64	37	36	0	0	0	0	0	0	0	0	9	64	17	50	17	50	3	85	18	55	0	0	0	0
5	Southern California	1103.50	0	0	4	80	16	51	0	0	0	0	5	73	0	0	9	64	5	73	7	72	5	75	0	0	3	85
6	Florida	1064.25	0	0	29	44.5	9	68.25	0	0	0	0	0	0	9	64	5	73	9	64	46	23.5	34	39	0	0	0	0
7	Tennessee	1045.75	0	0	17	56.5	16	51	0	0	0	0	9	37	2	90	17	50	17	50	27	43.5	4	80	0	0	0	0
8	Texas	1037.25	17	50	0	0	11	65.25	0	0	0	0	0	0	17	50	17	50	9	64	6	73.5	14	61.5	0	0	0	0
9	California	1030.00	0	0	55	0	43	30	0	0	0	0	7	55	33	25	3	83	33	25	8	70.5	69	5	0	0	0	0
10	Arizona State	1005.00	5	73	13	63	16	51	0	0	0	0	0	0	7	68.5	17	50	0	0	1	100	22	51	0	0	0	0
11	Duke	988.25	0	0	1	100	13	62.25	3	83	2	90	0	0	0	0	17	50	17	50	27	43.5	0	0	0	0	0	0
12	Georgia	971.00	0	0	8	70.5	2	90	0	0	0	0	0	0	17	50	5	73	1	100	9	69	26	46.5	0	0	0	0
13	Virginia	945.00	17	50	25	47.5	0	0	2	90	9	25	2	90	0	0	17	50	3	83	0	0	47	24	0	0	0	0
14	Ohio State	927.50	33	25	31	41.5	0	0	0	0	0	0	3	85	17	50	0	0	5	73	67	5	0	0	0	0	0	0
15	Florida State	924.25	17	50	31	41.5	13	62.25	0	0	0	0	0	0	49	25	17	50	17	50	14	61.5	1	100	0	0	0	0
16	Wisconsin	913.25	0	0	0	0	34	38.5	0	0	0	0	0	0	0	0	0	0	17	50	0	0	7	71.25	0	0	0	0
17	Louisiana State	888.00	0	0	40	33	0	0	0	0	0	0	0	0	9	64	33	25	9	64	2	90	2	90	0	0	0	0
18	Texas A&M	881.00	9	64	37	36	32	41.5	0	0	0	0	0	0	7	68.5	17	50	17	50	4	80	22	51	0	0	0	0
19	Auburn	866.25	0	0	9	69	16	51	0	0	0	0	0	0	0	0	17	50	17	50	12	63.75	3	85	0	0	0	0
20	Minnesota	862.75	33	25	0	0	9	68.25	0	0	0	0	6	64	0	0	0	0	33	25	41	31	0	0	0	0	0	0
21	Penn State	848.83	0	0	0	0	46	26	0	0	0	0	0	0	49	25	0	0	33	25	27	43.5	0	0	3	25	0	0
22	Notre Dame	789.50	0	0	0	0	0	0	0	0	9	25	12	10	33	25	5	73	9	64	41	31	55	15.5	0	0	0	0
23	Wake Forest	708.50	33	25	12	64.5	16	51	0	0	0	0	0	0	0	0	17	50	9	64	21	50.5	55	15.5	0	0	0	0
24	Arizona	703.33	17	50	14	60.75	16	51	0	0	0	0	0	0	1	100	33	25	0	0	0	0	12	63.75	0	0	0	0
25	Oklahoma	702.75	0	0	0	0	61	11.5	0	0	0	0	0	0	9	64	0	0	17	50	39	34.5	15	58.5	0	0	0	0
26	Brigham Young	698.60	0	0	17	56.5	34	38.5	0	0	0	0	0	0	17	50	17	50	0	0	21	50.5	26	46.5	0	0	0	0
27	Nebraska	683.50	17	50	43	30	61	11.5	0	0	0	0	0	0	49	25	0	0	0	0	18	56	54	20	0	0	0	0
28	Louisville	654.00	5	73	10	67.5	16	51	0	0	0	0	0	0	33	25	0	0	0	0	0	0	7	71.25	0	0	0	0
29	Washington	641.25	0	0	0	0	40	33	0	0	0	0	10	28	3	83	0	0	33	25	59	11.5	15	58.5	0	0	0	0
30	Northwestern	626.50	0	0	35	38.5	38	35.5	1	100	0	0	0	0	3	83	9	64	0	0	0	0	0	0	0	0	0	0
31	Arkansas	604.08	17	50	25	47.5	0	0	0	0	0	0	0	0	0	0	0	0	0	0	15	60	63	8.5	0	0	0	0
32	South Carolina	602.75	9	64	25	47.5	11	65.25	0	0	0	0	0	0	9	64	33	25	0	0	12	63.75	34	39	0	0	0	0
33	Vanderbilt	552.50	17	50	6	73.5	16	51	9	25	0	0	0	0	0	0	9	64	17	50	0	0	0	0	0	0	0	0
34	Michigan State	537.00	0	0	16	58.5	16	51	0	0	0	0	0	0	0	0	0	0	0	0	59	11.5	0	0	0	0	0	0
35	Purdue	532.50	0	0	2	90	58	15	0	0	0	0	0	0	0	0	0	0	0	0	21	50.5	0	0	0	0	0	0
36	Clemson	527.50	9	64	0	0	32	41.5	0	0	0	0	0	0	0	0	9	64	17	50	0	0	25	49	0	0	0	0
37	Colorado	512.50	0	0	0	0	55	18	0	0	0	0	0	0	0	0	33	25	0	0	67	5	37	36	0	0	0	0
38	Baylor	510.25	33	25	40	33	52	21	0	0	0	0	0	0	5	73	9	64	3	83	0	0	15	58.5	0	0	0	0
39	Oregon	509.25	0	0	0	0	55	18	0	0	0	0	0	0	17	50	33	25	0	0	27	43.5	10	66.75	0	0	0	0
40	Maryland	508.50	0	0	52	21	58	15	5	60	9	25	0	0	0	0	0	0	0	0	0	0	0	0	0	0	0	0
41	Oklahoma State	503.75	9	64	14	60.75	15	60	0	0	0	0	0	0	0	0	0	0	9	64	0	0	0	0	0	0	0	0
42	Illinois	495.00	0	0	0	0	0	0	0	0	0	0	0	0	0	0	0	0	2	90	67	5	47	24	0	0	0	0
43	Alabama	494.75	0	0	23	51	6	73.5	0	0	0	0	0	0	9	64	0	0	9	64	21	50.5	0	0	0	0	0	0
44	North Carolina State	487.50	33	25	52	21	0	0	0	0	0	0	0	0	33	25	33	25	5	73	46	23.5	37	36	0	0	0	0
45	Kentucky	476.83	0	0	0	0	0	0	0	0	0	0	0	0	0	0	17	50	0	0	0	0	0	0	0	0	0	0

W - Women; M - Men; Bsb - Baseball; Lax - Lacrosse; Row - Rowing; SB - Softball;
 Ten - Tennis; TF - Track and Field; VB - Volleyball; WP - Water Polo

2006-07 U.S. Sports Academy Directors' Cup
Division I Final Standings
As of 6/27/07

Rank	Institution	Final Total	M. Bsb		W. Golf		M. Golf		W. Lax.		M. Lax		W. Row		W. SB		W. Ten.		M. Ten.		W. T&F		M. T&F		M. VB		W. WP	
			Pl.	Pts.	Pl.	Pts.	Pl.	Pts.	Pl.	Pts.	Pl.	Pts.	Pl.	Pts.	Pl.	Pts.	Pl.	Pts.	Pl.	Pts.	Pl.	Pts.	Pl.	Pts.	Pl.	Pts.	Pl.	Pts.
46	Georgia Tech	467.50	0	0	0	0	8	70.5	0	0	0	0	0	0	33	25	1	100	33	25	19	54.5	0	0	0	0	0	0
47	Texas Tech	450.50	0	0	0	0	16	51	0	0	0	0	0	0	0	0	0	0	17	50	10	66.75	41	30.5	0	0	0	0
48	Virginia Tech	434.00	0	0	0	0	34	38.5	0	0	0	0	0	0	33	25	0	0	33	25	21	50.5	63	8.5	0	0	0	0
49	Mississippi	425.25	9	64	0	0	51	23	0	0	0	0	0	0	0	0	0	0	9	64	27	43.5	12	63.75	0	0	0	0
50	Indiana	422.00	0	0	24	50	0	0	0	0	0	0	0	0	0	0	17	50	0	0	0	0	0	0	0	0	0	0
51	Oregon State	401.75	1	100	0	0	31	41.5	0	0	0	0	0	0	17	50	0	0	0	0	0	0	0	0	0	0	0	0
52	Texas Christian U.	395.50	17	50	11	66	74	5	0	0	0	0	0	0	0	0	33	25	0	0	27	43.5	41	30.5	0	0	0	0
53	Missouri	391.33	17	50	49	24	0	0	0	0	0	0	0	0	17	50	0	0	0	0	73	5	0	0	0	0	0	0
54	Rutgers	379.33	33	25	0	0	0	0	0	0	0	0	0	0	0	0	0	0	0	0	0	0	0	0	0	0	0	0
55	Cornell	369.50	0	0	0	0	0	0	0	0	3	83	0	0	0	0	0	0	0	0	56	17	26	46.5	0	0	0	0
56	UC Irvine	367.00	3	83	19	55	58	15	0	0	0	0	0	0	0	0	33	25	0	0	0	0	0	0	1	100	0	0
57	West Virginia	366.83	0	0	0	0	0	0	0	0	0	0	0	0	0	0	0	0	0	0	0	0	0	0	0	0	0	0
58	Boston College	355.00	0	0	0	0	76	5	0	0	0	0	0	0	0	0	0	0	0	0	0	0	0	0	0	0	0	0
59	Miami (Fla.)	348.00	33	25	0	0	0	0	0	0	0	0	0	0	0	0	5	73	33	25	56	17	0	0	0	0	0	0
60	Utah	337.00	0	0	0	0	0	0	0	0	0	0	0	0	0	0	0	0	0	0	0	0	0	0	0	0	0	0
61	UC Santa Barbara	326.50	0	0	0	0	0	0	0	0	0	0	0	0	49	25	0	0	33	25	46	23.5	70	5	0	0	0	0
62	Hawaii	315.50	0	0	40	33	0	0	0	0	0	0	0	0	9	64	0	0	0	0	0	0	0	0	0	0	0	0
63	Princeton	308.50	0	0	0	0	0	0	9	25	9	25	8	46	0	0	0	0	0	0	0	0	73	5	0	0	0	0
64	Harvard	305.00	0	0	0	0	0	0	0	0	0	0	11	19	49	25	0	0	0	0	0	0	0	0	0	0	0	0
65	New Mexico	303.50	0	0	22	52	16	51	0	0	0	0	0	0	0	0	0	0	0	0	0	0	70	5	0	0	0	0
66	Kansas	298.50	0	0	0	0	70	5	0	0	0	0	0	0	0	0	0	0	0	0	35	37.5	18	55	0	0	0	0
67	Southern Methodist	297.50	0	0	43	30	67	5	0	0	0	0	0	0	0	0	0	0	0	0	46	23.5	0	0	0	0	0	0
68	Iowa	296.00	0	0	0	0	0	0	0	0	0	0	0	0	0	0	0	0	0	0	39	34.5	0	0	0	0	0	0
69	Pepperdine	285.50	49	25	7	72	34	38.5	0	0	0	0	0	0	0	0	17	50	17	50	0	0	0	0	3	25	0	0
70	Washington State	283.00	0	0	31	41.5	0	0	0	0	0	0	0	0	0	0	0	0	0	0	27	43.5	63	8.5	0	0	0	0
71	Pittsburgh	282.00	0	0	0	0	0	0	0	0	0	0	0	0	0	0	0	0	0	0	0	0	0	0	0	0	0	0
72	Navy	281.50	0	0	0	0	0	0	0	0	9	25	0	0	0	0	0	0	33	25	0	0	0	0	0	0	0	0
73	Iowa State	273.33	0	0	0	0	0	0	0	0	0	0	0	0	0	0	0	0	0	0	0	0	47	24	0	0	0	0
74	Denver	267.25	0	0	20	54	65	5	0	0	0	0	0	0	0	0	0	0	0	0	0	0	0	0	0	0	0	0
75	Providence	263.50	0	0	0	0	0	0	0	0	9	25	0	0	0	0	0	0	0	0	41	31	63	8.5	0	0	0	0
76	Georgetown	257.10	0	0	0	0	0	0	0	0	5	60	0	0	0	0	0	0	0	0	35	37.5	0	0	0	0	0	0
77	Southern Illinois	256.00	0	0	58	15	0	0	0	0	0	0	0	0	33	25	0	0	0	0	35	37.5	0	0	0	0	0	0
77	Pennsylvania	256.00	0	0	0	0	67	5	3	83	0	0	0	0	0	0	33	25	0	0	0	0	0	0	0	0	0	0
79	Cal State Fullerton	255.50	7	68.5	0	0	0	0	0	0	0	0	0	0	9	64	0	0	0	0	0	0	0	0	0	0	0	0
80	Old Dominion	236.50	0	0	0	0	65	5	0	0	0	0	0	0	0	0	0	0	17	50	0	0	0	0	0	0	0	0
81	Oral Roberts	232.00	49	25	55	18	0	0	0	0	0	0	0	0	0	0	33	25	33	25	46	23.5	63	8.5	0	0	0	0
82	Connecticut	231.00	0	0	0	0	0	0	0	0	0	0	0	0	0	0	0	0	0	0	0	0	0	0	0	0	0	0
83	Columbia/Barnard	230.00	0	0	58	15	0	0	0	0	0	0	0	0	0	0	0	33	25	0	0	41	30.5	0	0	0	0	0
84	California Poly San Louis Obis	227.00	0	0	0	0	0	0	0	0	0	0	0	0	49	25	0	0	0	0	46	23.5	41	30.5	0	0	0	0
85	St. Johns	226.50	33	25	0	0	61	11.5	0	0	0	0	0	0	0	0	0	0	0	0	0	0	0	0	0	0	0	0
86	Northern Iowa	226.00	0	0	0	0	0	0	0	0	0	0	0	0	0	0	0	0	0	0	67	5	40	34	0	0	0	0
87	Hofstra	222.00	0	0	0	0	0	0	9	25	0	0	0	0	33	25	0	0	0	0	0	0	0	0	0	0	0	0
88	New Hampshire	219.00	0	0	0	0	0	0	0	0	0	0	0	0	0	0	0	0	0	0	0	0	0	0	0	0	0	0
89	Albany	215.50	49	25	0	0	0	0	0	0	5	60	0	0	17	50	0	0	0	0	0	0	41	30.5	0	0	0	0
90	Brown	215.00	49	25	0	0	0	0	0	0	0	0	1	100	0	0	0	0	0	0	0	0	0	0	0	0	0	0

W - Women; M - Men; Bsb - Baseball; Lax - Lacrosse; Row - Rowing; SB - Softball;
Ten - Tennis; TF - Track and Field; VB - Volleyball; WP - Water Polo

2006-07 U.S. Sports Academy Directors' Cup
 Division I Final Standings
 As of 6/27/07

Rank	Institution	Final Total	M. Bsb		W. Golf		M. Golf		W. Lax.		M. Lax		W. Row		W. SB		W. Ten.		M. Ten.		W. T&F		M. T&F		M. VB		W. WP	
			Pl.	Pts.	Pl.	Pts.	Pl.	Pts.	Pl.	Pts.	Pl.	Pts.	Pl.	Pts.	Pl.	Pts.	Pl.	Pts.	Pl.	Pts.	Pl.	Pts.	Pl.	Pts.	Pl.	Pts.	Pl.	Pts.
91	Long Beach State	211.00	17	50	0	0	0	0	0	0	0	0	0	0	0	0	33	25	0	0	67	5	47	24	0	0	0	0
92	Houston	210.00	0	0	0	0	0	0	0	0	0	0	0	0	17	50	0	0	0	0	16	58.5	73	5	0	0	0	0
93	Montana State	201.00	0	0	0	0	0	0	0	0	0	0	0	0	0	0	0	0	0	0	46	23.5	0	0	0	0	0	0
94	Massachusetts	200.00	0	0	0	0	0	0	0	0	0	0	0	0	17	50	0	0	0	0	0	0	0	0	0	0	0	0
95	Yale (Conn.)	197.00	0	0	0	0	0	0	9	25	0	0	4	80	0	0	0	0	0	0	0	0	0	0	0	0	0	0
96	Boise State	196.00	0	0	0	0	0	0	0	0	0	0	0	0	0	0	33	25	17	50	0	0	70	5	0	0	0	0
97	Nevada Las Vegas	189.00	0	0	49	24	46	26	0	0	0	0	0	0	0	0	33	25	33	25	0	0	0	0	0	0	0	0
97	Jacksonville (Fla.)	189.00	49	25	0	0	0	0	0	0	0	0	0	0	0	0	33	25	0	0	0	0	0	0	0	0	0	0
99	William and Mary	180.00	0	0	0	0	0	0	0	0	0	0	0	0	0	0	9	64	33	25	0	0	0	0	0	0	0	0
100	Middle Tennessee State	178.00	0	0	0	0	0	0	0	0	0	0	0	0	0	0	0	0	0	0	0	0	21	53	0	0	0	0
101	Rice	175.50	3	83	0	0	0	0	0	0	0	0	0	0	0	0	0	0	33	25	56	17	0	0	0	0	0	0
102	Coastal Carolina (S.C.)	175.00	17	50	0	0	5	75	0	0	0	0	0	0	0	0	33	25	0	0	0	0	0	0	0	0	0	0
103	Nevada	171.50	0	0	0	0	61	11.5	0	0	0	0	0	0	0	0	0	0	0	0	0	0	0	0	0	0	0	0
104	Charlotte	169.00	17	50	0	0	3	82.5	0	0	0	0	0	0	0	0	0	0	33	25	59	11.5	0	0	0	0	0	0
105	Hampton	159.00	0	0	0	0	0	0	0	0	0	0	0	0	0	0	0	0	33	25	19	54.5	63	8.5	0	0	0	0
106	San Diego State	158.50	0	0	0	0	70	5	0	0	0	0	0	0	0	0	33	25	0	0	46	23.5	0	0	0	0	4	80
107	Fresno State (Calif.)	150.50	17	50	0	0	0	0	0	0	0	0	0	0	33	25	9	64	0	0	59	11.5	0	0	0	0	0	0
107	Army	150.50	0	0	0	0	0	0	0	0	0	0	0	0	0	0	33	25	0	0	0	0	0	0	0	0	0	0
109	Winthrop	150.00	0	0	0	0	0	0	0	0	0	0	0	0	17	50	0	0	0	0	0	0	0	0	0	0	0	0
110	Syracuse (N.Y.)	147.00	0	0	0	0	0	0	5	60	0	0	0	0	0	0	0	0	0	0	41	31	47	24	0	0	0	0
111	Kansas State	146.00	0	0	0	0	0	0	0	0	0	0	0	0	0	0	0	0	0	0	73	5	18	55	0	0	0	0
112	Illinois State	143.00	0	0	0	0	40	33	0	0	0	0	0	0	17	50	0	0	0	0	0	0	0	0	0	0	0	0
113	Sacramento State	140.83	0	0	46	27	0	0	0	0	0	0	0	0	0	0	33	25	33	25	0	0	0	0	0	0	0	0
114	Wichita State (Kan.)	140.00	9	64	0	0	46	26	0	0	0	0	0	0	0	0	17	50	0	0	0	0	0	0	0	0	0	0
115	Tulsa	139.60	0	0	0	0	16	51	0	0	0	0	0	0	0	0	33	25	33	25	67	5	0	0	0	0	0	0
116	Iona	139.50	0	0	0	0	0	0	0	0	0	0	0	0	0	0	0	0	0	0	0	0	55	15.5	0	0	0	0
117	Loyola Marymount	139.00	0	0	0	0	0	0	0	0	0	0	0	0	17	50	0	0	0	0	0	0	0	0	0	0	6	64
118	Illinois Chicago	138.83	33	25	0	0	0	0	0	0	0	0	0	0	0	0	33	25	0	0	0	0	0	0	0	0	0	0
119	Texas El Paso	137.50	0	0	0	0	0	0	0	0	0	0	0	0	0	0	0	0	0	17	57	26	46.5	0	0	0	0	0
120	Mississippi State	136.00	7	68.5	0	0	0	0	0	0	0	0	0	0	33	25	0	0	0	0	0	0	30	42.5	0	0	0	0
121	Boston University	135.50	0	0	0	0	0	0	9	25	0	0	0	0	0	0	33	25	0	0	0	0	0	0	0	0	0	0
122	Butler	133.50	0	0	0	0	0	0	0	0	0	0	0	0	0	0	0	0	33	25	0	0	0	0	0	0	0	0
123	Colorado State	130.50	0	0	0	0	46	26	0	0	0	0	0	0	0	0	0	0	0	59	11.5	73	5	0	0	0	0	0
124	Dartmouth (N.H.)	130.00	0	0	0	0	0	0	0	0	0	0	0	0	0	0	0	0	0	0	0	73	5	0	0	0	0	0
125	American	129.00	0	0	0	0	0	0	0	0	0	0	0	0	0	0	0	0	0	0	0	0	0	0	0	0	0	0
126	Memphis (Tenn.)	125.50	49	25	61	12	0	0	0	0	0	0	0	0	0	0	0	0	0	0	0	0	0	0	0	0	0	0
127	Virginia Commonwealth	125.00	49	25	0	0	0	0	0	0	0	0	0	0	0	0	33	25	33	25	0	0	0	0	0	0	0	0
127	St. Louis	125.00	0	0	0	0	0	0	0	0	0	0	0	0	0	0	0	0	0	0	0	0	0	0	0	0	0	0
127	Marquette	125.00	0	0	0	0	0	0	0	0	0	0	0	0	0	0	0	0	0	0	0	0	0	0	0	0	0	0
130	Appalachian State	123.50	0	0	0	0	0	0	0	0	0	0	0	0	0	0	0	0	0	0	0	0	0	0	0	0	0	0
131	Santa Clara	123.00	0	0	0	0	0	0	0	0	0	0	0	0	0	0	0	0	0	0	0	0	0	0	0	0	0	0
132	Villanova	119.60	0	0	0	0	0	0	0	0	0	0	0	0	0	0	0	0	0	0	0	0	37	36	0	0	0	0
133	South Florida	119.00	0	0	49	24	0	0	0	0	0	0	0	0	0	0	17	50	0	0	0	0	0	0	0	0	0	0
134	Liberty (Va.)	118.00	0	0	0	0	0	0	0	0	0	0	0	0	0	0	0	0	0	0	0	0	22	51	0	0	0	0
135	McNeese State	116.50	0	0	0	0	0	0	0	0	0	0	0	0	0	0	0	0	0	0	0	0	55	15.5	0	0	0	0

W - Women; M - Men; Bsb - Baseball; Lax - Lacrosse; Row - Rowing; SB - Softball;
 Ten - Tennis; TF - Track and Field; VB - Volleyball; WP - Water Polo

2006-07 U.S. Sports Academy Directors' Cup
 Division I Final Standings
 As of 6/27/07

Rank	Institution	Final Total	M. Bsb		W. Golf		M. Golf		W. Lax.		M. Lax		W. Row		W. SB		W. Ten.		M. Ten.		W. T&F		M. T&F		M. VB		W. WP	
			Pl.	Pts.	Pl.	Pts.	Pl.	Pts.	Pl.	Pts.	Pl.	Pts.	Pl.	Pts.	Pl.	Pts.	Pl.	Pts.	Pl.	Pts.	Pl.	Pts.	Pl.	Pts.	Pl.	Pts.	Pl.	Pts.
135	Furman	116.50	0	0	31	41.5	0	0	0	0	0	0	0	0	49	25	33	25	0	0	0	0	0	0	0	0	0	0
137	Idaho	114.00	0	0	35	38.5	0	0	0	0	0	0	0	0	0	0	0	0	0	0	0	0	0	0	0	0	0	0
138	Portland	111.00	0	0	0	0	0	0	0	0	0	0	0	0	0	0	0	0	0	0	0	0	0	0	0	0	0	0
138	Gardner-Webb	111.00	0	0	0	0	0	0	0	0	0	0	0	0	0	0	0	0	0	0	0	0	0	0	0	0	0	0
140	Maryland Baltimore County	110.00	0	0	0	0	0	0	0	0	5	60	0	0	0	0	0	0	33	25	0	0	0	0	0	0	0	0
141	Temple (Penn.)	109.50	0	0	0	0	0	0	0	0	0	0	0	0	0	0	0	0	0	0	0	0	0	0	0	0	0	0
142	Delaware	108.00	0	0	0	0	0	0	0	0	3	83	0	0	0	0	0	0	0	0	0	0	0	0	0	0	0	0
142	Alabama Birmingham	108.00	0	0	0	0	40	33	0	0	0	0	0	0	0	0	0	0	0	0	0	0	0	0	0	0	0	0
144	East Carolina	107.00	33	25	0	0	0	0	0	0	0	0	0	0	0	0	0	0	0	0	0	0	0	0	0	0	0	0
145	Louisiana Lafayette	105.00	17	50	0	0	67	5	0	0	0	0	0	0	49	25	0	0	0	0	0	0	0	0	0	0	0	0
145	Central Michigan	105.00	0	0	0	0	0	0	0	0	0	0	0	0	0	0	0	0	0	0	0	0	0	0	0	0	0	0
147	Northern Illinois	104.00	0	0	0	0	0	0	0	0	0	0	0	0	0	0	0	0	0	0	0	0	0	0	0	0	0	0
148	North Carolina Greensboro	102.00	0	0	0	0	0	0	0	0	0	0	0	0	0	0	0	0	0	0	0	0	0	0	0	0	0	0
149	Weber State	101.10	0	0	0	0	0	0	0	0	0	0	0	0	0	0	0	0	0	27	43.5	0	0	0	0	0	0	0
150	Kent State	100.50	49	25	29	44.5	0	0	0	0	0	0	0	0	0	0	0	0	0	0	0	73	5	0	0	0	0	0
151	Creighton	100.00	33	25	0	0	0	0	0	0	0	0	0	0	33	25	0	0	0	0	0	0	0	0	0	0	0	0
152	Lehigh	99.50	0	0	0	0	0	0	0	0	0	0	0	0	0	0	0	0	0	0	0	0	0	0	0	0	0	0
153	DePaul (Ill.)	98.00	0	0	0	0	0	0	0	0	0	0	0	5	73	0	0	0	0	0	0	0	0	0	0	0	0	0
154	Richmond	97.00	0	0	0	0	0	0	9	25	0	0	0	0	0	0	33	25	0	0	0	0	0	0	0	0	0	0
154	Maine	97.00	0	0	0	0	0	0	0	0	0	0	0	0	0	0	0	0	0	0	0	0	0	0	0	0	0	0
156	Tennessee Chattanooga	96.00	0	0	0	0	55	18	0	0	0	0	0	0	0	0	0	0	0	0	0	0	0	0	0	0	0	0
157	Maryland Eastern Shore	95.00	0	0	0	0	0	0	0	0	0	0	0	0	0	0	0	0	0	0	0	73	5	0	0	0	0	0
158	Northern Arizona	93.50	0	0	0	0	0	0	0	0	0	0	0	0	0	0	0	0	0	0	0	30	42.5	0	0	0	0	0
159	Texas A&M Corpus Christi	92.50	0	0	0	0	0	0	0	0	0	0	0	0	0	0	0	33	25	0	0	30	42.5	0	0	0	0	0
159	San Jose State	92.50	0	0	25	47.5	0	0	0	0	0	0	0	0	0	0	0	0	0	0	0	0	0	0	0	0	0	0
161	Binghamton	91.00	0	0	0	0	0	0	0	0	0	0	0	0	0	0	0	0	0	0	0	55	15.5	0	0	0	0	0
162	Towson	89.00	0	0	0	0	0	0	0	0	9	25	0	0	0	0	0	0	0	0	0	0	0	0	0	0	0	0
162	South Alabama	89.00	0	0	0	0	0	0	0	0	0	0	0	0	0	0	0	17	50	0	0	34	39	0	0	0	0	0
162	San Diego	89.00	49	25	0	0	0	0	0	0	0	0	0	0	0	0	0	0	0	0	0	0	0	0	0	0	0	0
162	Marist (N.Y.)	89.00	0	0	0	0	0	0	0	0	0	0	0	0	0	0	33	25	0	0	0	0	0	0	0	0	0	0
162	George Washington (D.C.)	89.00	0	0	0	0	0	0	0	0	0	0	0	0	0	0	0	0	0	0	0	0	0	0	0	0	0	0
167	Manhattan (N.Y.)	87.50	0	0	0	0	0	0	0	0	0	0	0	0	0	0	0	33	25	0	0	41	30.5	0	0	0	0	0
168	Ohio	87.00	0	0	0	0	0	0	0	0	0	0	0	0	0	0	0	0	0	0	0	0	0	0	0	0	0	0
169	Sam Houston State (Tex.)	86.50	17	50	0	0	0	0	0	0	0	0	0	0	33	25	0	0	59	11.5	0	0	0	0	0	0	0	0
169	Bucknell	86.50	0	0	0	0	76	5	0	0	0	0	0	0	0	0	0	0	0	0	0	0	0	0	0	0	0	0
171	Jacksonville State (Ala.)	86.00	0	0	58	15	52	21	0	0	0	0	0	0	0	0	0	33	25	0	0	0	0	0	0	0	0	0
172	Miami (Ohio)	85.00	0	0	0	0	0	0	0	0	0	0	0	0	0	0	0	0	0	0	0	0	0	0	0	0	0	0
173	Youngstown State	83.00	0	0	0	0	0	0	0	0	0	0	0	0	0	0	0	0	0	0	0	0	0	0	0	0	0	0
173	Montana	83.00	0	0	0	0	0	0	0	0	0	0	0	0	0	0	0	0	0	0	0	0	0	0	0	0	0	0
175	Lamar (Tex.)	82.50	0	0	0	0	3	82.5	0	0	0	0	0	0	0	0	0	0	0	0	0	0	0	0	0	0	0	0
176	Wisconsin Green Bay	80.00	0	0	0	0	0	0	0	0	0	0	0	0	0	0	0	0	0	0	0	0	0	0	0	0	0	0
176	Texas State San Marcos	80.00	0	0	0	0	0	0	0	0	0	0	0	0	0	0	0	0	0	35	37.5	0	0	0	0	0	0	0
178	Monmouth	78.50	49	25	0	0	79	5	0	0	0	0	0	0	0	0	0	0	0	46	23.5	0	0	0	0	0	0	0
179	Georgia State	76.00	0	0	0	0	16	51	0	0	0	0	0	0	0	0	0	33	25	0	0	0	0	0	0	0	0	0
179	East Tennessee State	76.00	0	0	0	0	16	51	0	0	0	0	0	0	0	0	0	33	25	0	0	0	0	0	0	0	0	0

W - Women; M - Men; Bsb - Baseball; Lax - Lacrosse; Row - Rowing; SB - Softball;
 Ten - Tennis; TF - Track and Field; VB - Volleyball; WP - Water Polo

2006-07 U.S. Sports Academy Directors' Cup
 Division I Final Standings
 As of 6/27/07

Rank	Institution	Final Total	M. Bsb		W. Golf		M. Golf		W. Lax.		M. Lax		W. Row		W. SB		W. Ten.		M. Ten.		W. T&F		M. T&F		M. VB		W. WP	
			Pl.	Pts.	Pl.	Pts.	Pl.	Pts.	Pl.	Pts.	Pl.	Pts.	Pl.	Pts.	Pl.	Pts.	Pl.	Pts.	Pl.	Pts.	Pl.	Pts.	Pl.	Pts.	Pl.	Pts.	Pl.	Pts.
181	Eastern Michigan	75.50	0	0	0	0	43	30	0	0	0	0	0	0	49	25	0	0	0	0	0	0	55	15.5	0	0	0	0
182	Xavier (Ohio)	75.00	0	0	0	0	0	0	0	0	0	0	0	0	0	0	0	0	0	0	0	0	0	0	0	0	0	0
182	Wisconsin-Milwaukee	75.00	0	0	0	0	0	0	0	0	0	0	0	0	0	0	0	0	0	0	0	0	0	0	0	0	0	0
182	Western Michigan	75.00	0	0	0	0	0	0	0	0	0	0	0	0	0	0	33	25	33	25	0	0	0	0	0	0	0	0
182	Vermont	75.00	0	0	0	0	0	0	0	0	0	0	0	0	0	0	0	0	0	0	0	0	0	0	0	0	0	0
182	Southern Mississippi	75.00	33	25	0	0	0	0	0	0	0	0	0	0	0	0	0	0	0	0	0	0	0	0	0	0	0	0
182	Prairie View A&M	75.00	49	25	0	0	0	0	0	0	0	0	0	0	0	0	0	0	0	0	0	0	0	0	0	0	0	0
182	Long Island	75.00	0	0	0	0	0	0	0	0	0	0	0	33	25	0	0	0	0	0	0	0	0	0	0	0	0	0
182	James Madison	75.00	0	0	0	0	0	0	0	0	0	0	0	0	0	0	0	0	0	0	0	0	0	0	0	0	0	0
182	Holy Cross (Mass.)	75.00	0	0	0	0	0	0	9	25	0	0	0	0	0	0	0	0	0	0	0	0	0	0	0	0	0	0
182	Drake	75.00	0	0	0	0	0	0	0	0	0	0	0	0	0	0	0	33	25	0	0	0	0	0	0	0	0	0
182	Belmont	75.00	0	0	0	0	0	0	0	0	0	0	0	0	0	0	0	0	0	0	0	0	0	0	0	0	0	0
193	Louisiana Tech	73.50	0	0	0	0	0	0	0	0	0	0	0	0	0	0	0	0	41	31	0	0	0	0	0	0	0	0
194	Sacred Heart (Conn.)	72.50	0	0	0	0	0	0	0	0	0	0	0	0	0	0	0	0	0	0	0	0	0	0	0	0	0	0
195	Murray State (Ky.)	71.00	0	0	0	0	0	0	0	0	0	0	0	0	0	33	25	0	0	0	0	0	0	0	0	0	0	0
196	Troy	70.00	49	25	0	0	0	0	0	0	0	0	0	0	0	0	0	0	0	0	0	0	0	0	0	0	0	0
196	Indiana/Purdue Ft. Wayne	70.00	0	0	0	0	0	0	0	0	0	0	0	0	0	0	0	0	0	0	0	0	0	0	2	70	0	0
196	Cincinnati	70.00	0	0	0	0	0	0	0	0	0	0	0	0	0	0	0	0	0	0	0	0	0	0	0	0	0	0
199	Western Carolina (N.C.)	68.00	17	50	55	18	0	0	0	0	0	0	0	0	0	0	0	0	0	0	0	0	0	0	0	0	0	0
200	Cal State Northridge	67.50	0	0	0	0	0	0	0	0	0	0	0	49	25	0	0	0	0	0	0	0	30	42.5	0	0	0	0
201	Air Force	67.00	0	0	0	0	0	0	0	0	0	0	0	0	0	0	0	0	0	0	0	0	0	0	0	0	0	0
202	Bowling Green	64.00	0	0	0	0	0	0	0	0	0	0	0	0	0	0	0	0	0	0	0	0	0	0	0	0	0	0
203	Oakland (Mich.)	61.00	0	0	0	0	0	0	0	0	0	0	0	0	0	0	0	0	0	0	0	0	0	0	0	0	0	0
203	George Mason	61.00	0	0	0	0	0	0	0	0	0	0	0	0	0	0	0	0	0	0	0	0	0	0	0	0	0	0
205	Utah State	60.33	0	0	0	0	0	0	0	0	0	0	0	0	0	0	0	0	0	0	0	0	0	0	0	0	0	0
206	Fairleigh Dickinson (N.J.)	57.00	0	0	0	0	0	0	0	0	0	0	0	0	0	0	33	25	0	0	0	0	0	0	0	0	0	0
207	Southeastern Louisiana	55.00	0	0	0	0	43	30	0	0	0	0	0	0	0	0	33	25	0	0	0	0	0	0	0	0	0	0
207	Rhode Island	55.00	0	0	0	0	70	5	0	0	0	0	0	0	0	0	0	0	0	0	0	0	0	0	0	0	0	0
209	Charleston	52.00	0	0	46	27	0	0	0	0	0	0	0	0	0	0	0	0	0	0	0	0	0	0	0	0	0	0
210	Western Illinois	51.00	0	0	0	0	46	26	0	0	0	0	0	0	0	0	0	0	0	0	0	0	0	0	0	0	0	0
210	UC Davis	51.00	0	0	0	0	0	0	0	0	0	0	0	0	0	0	0	0	0	0	0	0	0	0	0	0	0	0
212	North Carolina Wilmington	50.50	0	0	46	27	0	0	0	0	0	0	0	0	0	0	0	0	46	23.5	0	0	0	0	0	0	0	0
213	Wright State (Ohio)	50.00	0	0	0	0	0	0	0	0	0	0	0	49	25	0	0	0	0	0	0	0	0	0	0	0	0	0
213	UC Riverside	50.00	33	25	0	0	0	0	0	0	0	0	0	0	0	0	0	0	0	0	0	0	0	0	0	0	0	0
213	Tennessee Tech	50.00	0	0	0	0	0	0	0	0	0	0	0	17	50	0	0	0	0	0	0	0	0	0	0	0	0	0
213	Stetson (Fla.)	50.00	33	25	0	0	0	0	0	0	0	0	0	49	25	0	0	0	0	0	0	0	0	0	0	0	0	0
213	Stephen F. Austin	50.00	0	0	0	0	0	0	0	0	0	0	0	0	0	0	0	0	0	0	0	0	0	0	0	0	0	0
213	Southeast Missouri State	50.00	0	0	0	0	0	0	0	0	0	0	0	0	0	0	0	0	0	0	0	0	0	0	0	0	0	0
213	Pacific (Calif.)	50.00	0	0	0	0	0	0	0	0	0	0	0	17	50	0	0	0	0	0	0	0	0	0	0	0	0	0
213	North Carolina Asheville	50.00	0	0	0	0	0	0	0	0	0	0	0	0	0	0	0	0	0	0	0	0	0	0	0	0	0	0
213	Niagara	50.00	0	0	0	0	0	0	0	0	0	0	0	0	0	0	0	0	0	0	0	0	0	0	0	0	0	0
213	Missouri State	50.00	0	0	0	0	0	0	0	0	0	0	0	0	0	0	0	0	0	0	0	0	0	0	0	0	0	0
213	Loyola (Ill.)	50.00	0	0	0	0	0	0	0	0	0	0	0	0	0	0	0	0	0	0	0	0	0	0	0	0	0	0
213	Lafayette	50.00	49	25	0	0	0	0	0	0	0	0	0	0	0	0	0	0	0	0	0	0	0	0	0	0	0	0
213	Idaho State	50.00	0	0	0	0	0	0	0	0	0	0	0	0	0	0	0	0	0	0	0	0	0	0	0	0	0	0

W - Women; M - Men; Bsb - Baseball; Lax - Lacrosse; Row - Rowing; SB - Softball;
 Ten - Tennis; TF - Track and Field; VB - Volleyball; WP - Water Polo

2006-07 U.S. Sports Academy Directors' Cup
 Division I Final Standings
 As of 6/27/07

Rank	Institution	Final Total	M. Bsb		W. Golf		M. Golf		W. Lax.		M. Lax		W. Row		W. SB		W. Ten.		M. Ten.		W. T&F		M. T&F		M. VB		W. WP	
			Pl.	Pts.	Pl.	Pts.	Pl.	Pts.	Pl.	Pts.	Pl.	Pts.	Pl.	Pts.	Pl.	Pts.	Pl.	Pts.	Pl.	Pts.	Pl.	Pts.	Pl.	Pts.	Pl.	Pts.	Pl.	Pts.
213	Gonzaga (Wash.)	50.00	0	0	0	0	0	0	0	0	0	0	0	0	0	0	0	0	0	0	0	0	0	0	0	0	0	0
213	Fairfield	50.00	0	0	0	0	0	0	0	0	0	0	0	0	0	0	0	0	0	0	0	0	0	0	0	0	0	0
228	Wagner (N.Y.)	46.00	0	0	0	0	0	0	0	0	0	0	0	0	0	0	0	0	0	0	0	0	0	0	0	0	8	46
228	San Francisco	46.00	0	0	52	21	0	0	0	0	0	0	0	0	0	0	0	0	0	0	0	0	0	0	0	0	0	0
228	Florida Atlantic	46.00	0	0	0	0	0	0	0	0	0	0	0	0	0	0	0	0	0	0	0	0	0	0	0	0	0	0
231	Rider (N.J.)	44.00	0	0	0	0	0	0	0	0	0	0	0	0	0	0	0	0	0	0	0	0	0	0	0	0	0	0
232	Eastern Illinois	42.50	0	0	0	0	0	0	0	0	0	0	0	0	0	0	0	0	0	0	0	0	0	0	0	0	0	0
233	La Salle (Penn.)	38.00	0	0	0	0	0	0	0	0	0	0	0	0	0	0	0	0	0	0	0	0	47	24	0	0	0	0
234	Jackson State (Miss.)	37.00	0	0	61	12	0	0	0	0	0	0	0	0	0	0	0	0	0	0	0	0	0	0	0	0	0	0
235	Florida International	36.50	0	0	0	0	0	0	0	0	0	0	0	0	0	33	25	0	0	59	11.5	0	0	0	0	0	0	0
236	Campbell	36.00	0	0	37	36	0	0	0	0	0	0	0	0	0	0	0	0	0	0	0	0	0	0	0	0	0	0
237	Central Florida	35.50	0	0	0	0	38	35.5	0	0	0	0	0	0	0	0	0	0	0	0	0	0	0	0	0	0	0	0
238	Tulane (La.)	34.00	0	0	0	0	0	0	0	0	0	0	0	0	0	0	0	0	73	5	0	0	0	0	0	0	0	0
239	Drexel (Penn.)	33.50	0	0	0	0	0	0	0	0	0	0	0	0	0	0	0	0	0	0	0	0	0	0	0	0	0	0
240	Toledo	30.00	0	0	0	0	0	0	0	0	0	0	0	0	0	0	0	0	73	5	0	0	0	0	0	0	0	0
240	Siena	30.00	0	0	0	0	76	5	0	0	0	0	0	0	0	0	0	0	0	0	0	0	0	0	0	0	0	0
240	Hartford	30.00	0	0	0	0	70	5	0	0	0	0	0	0	0	0	0	0	0	0	0	0	0	0	0	0	0	0
240	Birmingham Southern	30.00	0	0	43	30	0	0	0	0	0	0	0	0	0	0	0	0	0	0	0	0	0	0	0	0	0	0
244	Texas Pan American	29.50	0	0	0	0	0	0	0	0	0	0	0	0	0	0	0	0	0	0	0	55	15.5	0	0	0	0	0
245	North Carolina Charlotte	29.00	0	0	0	0	0	0	0	0	0	0	0	0	0	0	0	0	0	0	0	0	0	0	0	0	0	0
245	Fordham (N.Y.)	29.00	0	0	0	0	0	0	0	0	0	0	0	0	0	0	0	0	0	0	0	0	0	0	0	0	0	0
245	Cal State Bakersfield	29.00	0	0	0	0	0	0	0	0	0	0	0	0	0	0	0	0	0	0	0	0	0	0	0	0	0	0
248	Wofford (S.C.)	25.00	49	25	0	0	0	0	0	0	0	0	0	0	0	0	0	0	0	0	0	0	0	0	0	0	0	0
248	Texas Arlington	25.00	0	0	0	0	0	0	0	0	0	0	0	0	0	0	0	0	0	0	0	0	0	0	0	0	0	0
248	Tennessee Martin	25.00	0	0	0	0	0	0	0	0	0	0	0	0	0	0	0	0	0	0	0	0	0	0	0	0	0	0
248	Southern Utah	25.00	0	0	0	0	0	0	0	0	0	0	0	33	25	0	0	0	0	0	0	0	0	0	0	0	0	0
248	South Carolina State	25.00	0	0	0	0	0	0	0	0	0	0	0	0	0	33	25	0	0	0	0	0	0	0	0	0	0	0
248	Robert Morris (Penn.)	25.00	0	0	0	0	0	0	0	0	0	0	0	0	0	0	0	0	0	0	0	0	0	0	0	0	0	0
248	Radford (Va.)	25.00	0	0	0	0	0	0	0	0	0	0	0	0	0	0	33	25	0	0	0	0	0	0	0	0	0	0
248	Quinnipiac (Conn.)	25.00	0	0	0	0	0	0	0	0	0	0	0	0	0	33	25	0	0	0	0	0	0	0	0	0	0	0
248	North Texas	25.00	0	0	0	0	0	0	0	0	0	0	0	0	0	0	0	0	0	0	0	0	0	0	0	0	0	0
248	New Orleans (La.)	25.00	33	25	0	0	0	0	0	0	0	0	0	0	0	0	0	0	0	0	0	0	0	0	0	0	0	0
248	New Mexico State	25.00	0	0	0	0	0	0	0	0	0	0	0	0	0	0	0	0	0	0	0	0	0	0	0	0	0	0
248	Mississippi Valley State	25.00	0	0	0	0	0	0	0	0	0	0	49	25	0	0	0	0	0	0	0	0	0	0	0	0	0	0
248	Loyola (Md.)	25.00	0	0	0	0	0	0	0	9	25	0	0	0	0	0	0	0	0	0	0	0	0	0	0	0	0	0
248	Howard (D.C.)	25.00	0	0	0	0	0	0	0	0	0	0	49	25	0	0	0	0	0	0	0	0	0	0	0	0	0	0
248	Grambling State	25.00	0	0	0	0	0	0	0	0	0	0	0	0	0	0	0	0	0	0	0	0	0	0	0	0	0	0
248	Florida A&M	25.00	0	0	0	0	0	0	0	0	0	0	0	0	0	0	0	0	0	0	0	0	0	0	0	0	0	0
248	Elon (N.C.)	25.00	0	0	0	0	0	0	0	0	0	0	0	0	0	0	33	25	0	0	0	0	0	0	0	0	0	0
248	Eastern Kentucky	25.00	0	0	0	0	0	0	0	0	0	0	0	0	0	0	0	0	0	0	0	0	0	0	0	0	0	0
248	Detroit Mercy (Mich.)	25.00	0	0	0	0	74	5	0	0	0	0	0	0	0	0	0	0	0	0	0	0	0	0	0	0	0	0
248	Deleware State	25.00	0	0	0	0	0	0	0	0	0	0	0	0	0	0	0	0	0	0	0	0	0	0	0	0	0	0
248	Davidson (N.C.)	25.00	0	0	0	0	0	0	0	0	0	0	0	0	0	0	0	0	0	0	0	0	0	0	0	0	0	0
248	Colgate (N.Y.)	25.00	0	0	0	0	0	0	0	0	0	0	49	25	0	0	0	0	0	0	0	0	0	0	0	0	0	0
248	Central Connecticut State	25.00	0	0	0	0	0	0	0	0	0	0	0	0	0	0	0	0	0	0	0	0	0	0	0	0	0	0

W - Women; M - Men; Bsb - Baseball; Lax - Lacrosse; Row - Rowing; SB - Softball;
 Ten - Tennis; TF - Track and Field; VB - Volleyball; WP - Water Polo

2006-07 U.S. Sports Academy Directors' Cup
 Division I Final Standings
 As of 6/27/07

Rank	Institution	Final Total	M. Bsb		W. Golf		M. Golf		W. Lax.		M. Lax		W. Row		W. SB		W. Ten.		M. Ten.		W. T&F		M. T&F		M. VB		W. WP		
			Pl.	Pts.	Pl.	Pts.	Pl.	Pts.	Pl.	Pts.	Pl.	Pts.	Pl.	Pts.	Pl.	Pts.	Pl.	Pts.	Pl.	Pts.	Pl.	Pts.	Pl.	Pts.	Pl.	Pts.	Pl.	Pts.	
248	Canisius	25.00	0	0	0	0	0	0	0	0	0	0	0	0	49	25	0	0	0	0	0	0	0	0	0	0	0	0	0
248	Bethune-Cookman (Fla.)	25.00	49	25	0	0	0	0	0	0	0	0	0	0	0	0	0	0	0	0	0	0	0	0	0	0	0	0	0
248	Austin Peay	25.00	33	25	0	0	0	0	0	0	0	0	0	0	0	0	0	0	0	0	0	0	0	0	0	0	0	0	0
248	Alcorn State (Miss.)	25.00	0	0	0	0	0	0	0	0	0	0	0	0	0	0	0	0	33	25	0	0	0	0	0	0	0	0	0
248	Alabama A&M	25.00	0	0	0	0	0	0	0	0	0	0	0	0	0	0	33	25	0	0	0	0	0	0	0	0	0	0	0
276	Northwestern State (La.)	24.00	0	0	0	0	0	0	0	0	0	0	0	0	0	0	0	0	0	0	0	0	47	24	0	0	0	0	0
277	Cleveland State	23.50	0	0	0	0	0	0	0	0	0	0	0	0	0	0	0	0	0	0	0	0	0	0	0	0	0	0	0
278	Virginia Military	17.50	0	0	0	0	0	0	0	0	0	0	0	0	0	0	0	0	0	0	0	0	0	0	0	0	0	0	0
278	Northern Colorado	17.50	0	0	0	0	0	0	0	0	0	0	0	0	0	0	0	0	0	0	0	0	0	0	0	0	0	0	0
280	Texas San Antonio	16.50	0	0	0	0	0	0	0	0	0	0	0	0	0	0	0	0	0	0	59	11.5	73	5	0	0	0	0	0
281	Arkansas State	15.50	0	0	0	0	0	0	0	0	0	0	0	0	0	0	0	0	0	0	0	0	55	15.5	0	0	0	0	0
282	Buffalo	13.00	0	0	0	0	0	0	0	0	0	0	0	0	0	0	0	0	0	0	0	0	0	0	0	0	0	0	0
283	St. Francis (N.Y.)	12.00	0	0	61	12	0	0	0	0	0	0	0	0	0	0	0	0	0	0	0	0	0	0	0	0	0	0	0
284	North Dakota State	10.50	0	0	0	0	0	0	0	0	0	0	0	0	0	0	0	0	0	0	0	0	0	0	0	0	0	0	0
285	Wyoming	5.00	0	0	0	0	0	0	0	0	0	0	0	0	0	0	0	0	0	0	0	0	0	0	0	0	0	0	0
285	Texas Southern	5.00	0	0	0	0	79	5	0	0	0	0	0	0	0	0	0	0	0	0	0	0	0	0	0	0	0	0	0
285	South Dakota State	5.00	0	0	0	0	0	0	0	0	0	0	0	0	0	0	0	0	0	0	0	0	0	0	0	0	0	0	0
285	Eastern Washington	5.00	0	0	0	0	0	0	0	0	0	0	0	0	0	0	0	0	0	0	73	5	0	0	0	0	0	0	0
285	Duquesne (Penn.)	5.00	0	0	0	0	0	0	0	0	0	0	0	0	0	0	0	0	0	0	0	0	0	0	0	0	0	0	0

W - Women; M - Men; Bsb - Baseball; Lax - Lacrosse; Row - Rowing; SB - Softball;
 Ten - Tennis; TF - Track and Field; VB - Volleyball; WP - Water Polo

2006 NEC Football Standings

including games played through 12/2/2006

School	NEC	Pct.	Overall	Pct	Streak	Home	Away	Neutral
1. <u>Monmouth</u>	6-1	.857	10-2	.833	L1	5-2	5-0	0-0
2. <u>Albany</u>	5-2	.714	7-4	.636	L1	3-2	4-2	0-0
<u>Robert Morris</u>	5-2	.714	7-4	.636	W1	2-3	5-1	0-0
<u>Stony Brook</u>	5-2	.714	5-6	.455	L1	2-2	3-4	0-0
5. <u>Central Conn. St.</u>	4-3	.571	8-3	.727	W2	4-0	4-3	0-0
6. <u>St. Francis (PA)</u>	2-5	.286	3-8	.273	W1	3-3	0-5	0-0
7. <u>Sacred Heart</u>	1-6	.143	2-9	.182	L6	2-4	0-5	0-0
8. <u>Wagner</u>	0-7	.000	4-7	.364	L7	2-3	2-4	0-0



For Immediate Release

June 27, 2007

For Further Information

Brian DePasquale / 518-442-3072

UALBANY'S ALYSSA LOTMORE AWARDED NCAA POSTGRADUATE SCHOLARSHIP

Indianapolis, Ind. – University at Albany's Alyssa Lotmore (Bishop Maginn H.S.) has been awarded an NCAA Postgraduate Scholarship for the 2007 spring sports season as announced by the National Collegiate Athletic Association. Lotmore, a women's track and field standout, will pursue a master's degree in social welfare as part of UAlbany's accelerated program. She graduated in May with a B.S. in the same discipline.

Each of the 29 male and 29 female student-athletes will receive one-time scholarships of \$7,500. These athletes competed in softball, golf, outdoor track and field, rowing, tennis, baseball and lacrosse. The NCAA awards a total of 174 postgraduate scholarships annually – 87 for men and 87 for women. The goal of the scholarship program, which recognizes the athletics and academic achievements, campus involvement and community service, volunteer activities and demonstrated leadership, is to promote and encourage postgraduate study by rewarding student-athletes through their participation in intercollegiate athletics.


Lotmore, who received the Presidential Scholar-Athlete Award as the Department of Athletics' top student in 2006-07, posted a 3.86 cumulative grade point average. She won two events at this year's America East Conference Indoor Track & Field Championships by finishing first in the 3,000- and 5,000-meter runs. She recorded a season-best time of 9:51.40 in the 3,000 and was first across the line in the 5,000 by nearly 24 seconds. Lotmore was named to the America East indoor track all-academic squad.

A native of Albany, N.Y., Lotmore has won UAlbany team MVP awards in cross country, indoor track and outdoor track. She held four school records at one time during her career and still owns the outdoor 5,000 standard of 16:48.68. In 2004, she earned USA Junior All-America status in the 1,500-meter run.

In 2007, Lotmore received the SUNY Chancellor's Award for Student Excellence. She was awarded the University President's Award for Leadership, Spellman Award for Distinguished Leadership and Class of 1972 Alumni Scholarship. Lotmore served on the Intercollegiate Athletics Advisory Board (IAAB) and Student-Athlete Advisory Committee (SAAC). She has worked in the Albany City Hall Personnel Department with the Deputy Mayor's Office since 2000.

JOHN MOORE WILL REPRESENT UNITED STATES AT PAN AMERICAN JUNIORS

Indianapolis, Ind. – UAlbany's John Moore (Fonda-Fultonville H.S.) will represent the United States at the Pan American Junior Athletics Championships on July 6-8 in San Paulo, Brazil. Moore, a 19-year old who just completed his freshman year, made the U.S. squad after finished second in the 800-meter run at the USA Junior Outdoor Track & Field Championships last week. He will replace Cory Primm, who won the junior national title but is unable to attend. Moore's second-place effort matched the best performance by a UAlbany athlete at USA Junior Nationals. Joe Greene was second in the 400-meter intermediate hurdles one year ago.



For Immediate Release

June 22, 2007

For Further Information

Brian DePasquale / 518-442-3072

JOHN MOORE PLACES SECOND IN 800-METER RUN AT USA JUNIOR NATIONALS

Indianapolis, Ind. – University at Albany's John Moore (Fonda-Fultonville H.S.) placed second in the 800-meter run final at the 2007 Finish Line USA Junior Outdoor Track & Field Championships on Friday afternoon at Michael A. Carroll Track & Soccer Stadium on the campus of IUPUI.

Moore, a 19-year-old who just completed his freshman year, came from off the pace to finish behind champion Cory Primm, a senior from Westlake High School in California. Primm, who won last week's Nike Outdoor national prep title and will attend UCLA this fall, posted a time of 1:49.76, while Moore hit the tape in 1:50.50. Iowa's Adam Hairston was third in 1:50.98. The junior national competition, with athletes ranging from 14 to 19 years-old, is the qualifying meet for the 2007 Pan American Junior Athletics Championships. Moore will serve as a first alternate for the United States at the Pan American Games, scheduled for July 6-8 in San Paulo, Brazil.

"The pace slowed down in the second 200 meters and I got caught in traffic," said Moore, who ran the fastest time in qualifying on Thursday with a season-best 1:50.21. "I knew I had a strong kick in me, so I just moved out on the backstretch and set my eyes on the lead guy. I am happy with second place, but not satisfied. I gained confidence through my practice sessions, now I have to keep building upon that."

Moore, the Section II record holder at 800 meters, captured the 2006 New York State Division II Boys' state title. He was second in the 800m at both the 2007 America East Conference indoor and outdoor championships.

UAlbany's Luke Schoen, a freshman from Bohemia, N.Y., tied for ninth in the USA Junior men's pole vault with a mark of 15-feet, 11-inches. Kansas' Jordan Scott, the Big 12 Conference indoor and outdoor champion, won the competition by clearing the bar at 18-1.25.


Moore's performance matched the best finish by a UAlbany athlete at USA Junior Nationals. Joe Greene was second in the 400-meter intermediate hurdles one year ago. UAlbany has produced six junior All-Americans, including Moore, Greene, Alyssa Lotmore, Ryan Gaedje, Jessica Ortman, and Jenna Ortman, since 2004.

-agate-

USA Junior Outdoor Track & Field Championships

Men's 800-Meter Run Final

1. Cory Primm (Westlake H.S, Calif.), 1:49.76, 2. John Moore (UAlbany), 1:50.50, 3. Adam Hairston (Iowa), 1:50.98, 4. Dylan Ferris (East Forsyth H.S., N.C.), 1:51.52, 5. Aaron Stockstell (Mid-Prairie H.S., Iowa), 1:51.54, 6. Joshua Morgan (High Point), 1:52.06, 7. Michael Mark (Columbia), 1:54.48; 8. Jared Hall (Cleveland Heights H.S., Ohio), 1:54.92.



For Immediate Release

June 21, 2007

For Further Information

Brian DePasquale / 518-442-3072

JOHN MOORE RUNS FASTEST 800-METER QUALIFYING TIME AT USA JUNIOR NATIONALS

Indianapolis, Ind. – University at Albany's John Moore (Fonda-Fultonville H.S.) ran the fastest time in 800-meter run qualifying at the Finish Line USA Junior Outdoor Track & Field Championships on Thursday afternoon at Michael A. Carroll Track & Soccer Stadium on the campus of IUPUI.

Moore, who just completed his freshman year, won the third heat in a season-best 1:50.21, and was seven-hundredths of a second better than Dylan Ferris, a junior at East Forsyth High School in North Carolina. Moore will run against seven other competitors in Friday's final at 1:40 p.m. The junior national competition, with athletes ranging from 14 to 19 years-old, is the qualifying meet for the 2007 Pan American Junior Athletics Championships. Moore, the Section II record holder at 800 meters, captured the 2006 New York State Division II Boys' state title.

In addition, UAlbany's Joe Greene and Gered Burns (Guilderland H.S.) competed in the 400-meter intermediate hurdles and 800-meter run, respectively, at the AT&T USA Outdoor Track & Field Championships. The national competition is being held in conjunction with the USA Junior meet

Greene finished sixth in his first-round heat with a time of 50.44 seconds and failed to advance to the semifinal round. He recently placed fourth at the NCAA Division I championships in a school-record 49.92. Burns, who also qualified for the NCAA championships in Sacramento, Calif., was third in the fourth 800m heat by running 1:48.76. However, Burns missed the semifinals by six-hundredths of a second as 36 competitors ran in the four preliminary heats.


Valete Graham finished ninth in the USA Junior men's long jump with a leap of 21-feet, 9.50-inches. Graham had placed third at the 2007 America East Conference outdoor championship as a freshman.

-agate-

USA Junior Outdoor Track & Field Championships

Qualifiers for Men's 800-Meter Run

1. John Moore (UAlbany), 1:50.21, 2. Aaron Stockstell (Mid-Prairie H.S., Iowa), 1:51.09, 3. Cory Primm (Westlake H.S., Calif.), 1:51.09, 4. Dylan Ferris (East Forsyth H.S., N.C.), 1:50.28, 5. Jared Hall (Cleveland Heights H.S., Ohio), 1:50.98, 6. Joshua Morgan (High Point), 1:51.29, 7. Adam Hairston (Iowa), 1:51.56, 8. Michael Mark (Columbia), 1:51.63.



Attn: Sports Department

No. of Pages: 1

For Immediate Release
June 8, 2007

For Further Information
Brianna LaBrecque / 518-442-5733

UALBANY'S JOHN NAPLES SIGNS WITH NEW HAVEN COUNTY CUTTERS

Albany, N.Y. – University at Albany's John Naples (Catholic Central) signed a free-agent contract with the New Haven County Cutters of the independent Can-Am Baseball League on Monday, June 18. Naples became the second player from the 2007 class to sign a professional contract, after Tom Hill, who was drafted in Major League Baseball's First-Year Player Draft by the Kansas City Royals, signed with the single A Burlington Royals.

Naples recently concluded his senior season with the Great Danes, in which he tied a single-season wins record, going 8-3 on the mound. The right-hander struck out 49 batters in 80.0 innings of work, recording a 3.71 ERA. Naples tossed a complete-game shutout in UAlbany's 7-0 win over Maine on April 27.

The Great Danes recorded a 29-29 overall record after winning the program's first-ever America East Conference Championship and earning a berth to the NCAA Tournament.



For Immediate Release
Thursday, June 21, 2007

Contact: Brian DePasquale
518-442-3072

UALBANY ANNOUNCES NEW YORK GIANTS TRAINING CAMP SCHEDULE

Albany, N.Y. -- University at Albany Vice President and Director of Athletics Lee McElroy announced today the New York Giants' summer training camp schedule. The Giants, who have trained on the UAlbany campus since 1996, begin workouts on Saturday, July 28. The four-week camp concludes on August 23.

For the second consecutive year, Giants training camp will feature eight evening practices. The first night practice is slated for Tuesday, July 31, at 6:10 p.m. All eight sessions are preceded by a morning workout at 8:40 a.m. The other day-night workouts are scheduled for August 2, 4, 6, 8, 14, 16 and 22. Training camp opens with morning and afternoon practices on July 28 and 29.

As has been the routine in previous camps, the Giants will not practice on the days following pre-season games. On the day before a preseason game, the team will hold a one-hour jog-thru session. The Giants will practice 21 days on campus, including 10 double sessions.

Giants training camp all-session parking passes will be available at UAlbany's Athletic Merchandise Store, located in the SEFCU Arena Lobby, beginning Monday, July 9. An all-session parking pass is \$15.00. The daily parking fee is \$5.00. Dutch Quad Lot is the primary public parking facility. The Merchandise Store is open Monday through Thursday, from 9:00 a.m.-4:00 p.m. For more information, call 518-442-4522. The training camp schedule can be accessed through www.giants.com or www.ualbanysports.com.

UAlbany and the Giants have partnered on a two-year agreement that will keep the National Football League organization's training camp in the Capital Region through the summer of 2008. The arrangement also includes the option for a third year.

The Giants have traveled to UAlbany for the second-longest period in the team's training camp history. The Giants previously spent thirteen summers at Pace University in Pleasantville, N.Y. from 1975-87. The Giants, who have also trained in the states of Vermont, Connecticut, New Jersey, Wisconsin and Oregon, previously worked out at Fairleigh Dickinson University (1988-95) in Madison, New Jersey prior to their arrival on the UAlbany campus.

In the 11 years that the Giants have trained at UAlbany, the preseason camp has averaged 30,890 fans per summer. More than 40,000 attended last year, while the all-time mark of 45,040 was established in 2004.

-more-

2007 New York Giants Training Camp Schedule

July 28 (Sat.)

Practice #1: 8:40-10:40 a.m.

Practice #2: 3:20-5:20 p.m.

July 29 (Sun.)

Practice #1: 8:40-10:40 a.m.

Practice #2: 3:20-5:20 p.m.

July 30 (Mon.)

No Practice

July 31 (Tues.)

Practice #1: 8:40-10:40 a.m.

Practice #2: 6:10-8:10 p.m.

August 1 (Wed.)

Practice: 2:40-4:40 p.m.

August 2 (Thurs.)

Practice #1: 8:40-10:40 a.m.

Practice #2: 6:10-8:10 p.m.

August 3 (Fri.)

Practice: 2:40-4:40 p.m.

August 4 (Sat.)

Practice #1: 8:40-10:40 a.m.

Practice #2: 6:10-8:10 p.m.

August 5 (Sun.)

No Practice

August 6 (Mon.)

Practice #1: 8:40-10:40 a.m.

Practice #2: 6:10-8:10 p.m.

August 7 (Tues.)

Practice: 2:40-4:40 p.m.

August 8 (Wed.)

Practice #1: 8:40-10:40 a.m.

Practice #2: 6:10-8:10 p.m.

August 9 (Thurs.)

Practice: 2:40-4:40 p.m.

August 10 (Fri.)

Practice: 10:30-11:30 a.m. (Jog-Thru)

August 11 (Sat.)

NFL Preseason Game vs. Carolina, 8:00 p.m.

August 12 (Sun.)

No Practice

August 13 (Mon.)

Practice: 2:40-4:40 p.m.

August 14 (Tues.)

Practice #1: 8:40-10:40 a.m.

Practice #2: 6:10-8:10 p.m.

August 15 (Wed.)

Practice: 2:40-4:40 p.m.

August 16 (Thurs.)

Practice #1: 8:40-10:40 a.m.

Practice #2: 6:10-8:10 p.m.

August 17 (Fri.)

Practice: 2:40-4:40 p.m.

August 18 (Sat.)

Practice: 10:30-11:30 a.m. (Jog-Thru)

August 19 (Sun.)

NFL Preseason Game @ Baltimore, 8:00 p.m.

August 20 (Mon.)

No Practice

August 21 (Tues.)

Practice: 2:40-4:40 p.m.

August 22 (Wed.)


Practice #1: 8:40-10:40 a.m.

Practice #2: 6:10-8:10 p.m.

August 23 (Thurs.)

Practice: 10:55 a.m.-1:00 p.m.

Camp Ends



For Immediate Release

June 20, 2007

For Further Information

Brianna LaBrecque / 518-442-5733

UALBANY SIGNS FOUR WOMEN'S TENNIS STUDENT-ATHLETES FOR 2007-08

Albany, N.Y. – University at Albany women's tennis coach Elissa Kinard announced today that four student-athletes have signed national letters of intent to play for the Great Danes in the 2007-08 academic year. Alexa Etkin, from Clifton Park, N.Y. (Shenendehowa H.S.), Melissa Coughlin from Auburn, N.Y. (Auburn H.S.), Susan Ma of Parkville, Mo. (Park Hill South H.S.) and Charlotte Tatler from Stoke-on-Trent, England (Endon/Central Alabama Community College) have each made their commitment.

Etkin was a six-year letterwinner at Shenendehowa High, setting the record for most matches played in school history. A senior captain, Etkin was named to the All-Area First Team and led the Plainsmen to the first Section II Class AA team championship since 1977. A Saratoga County Athlete of the Week, she qualified for individual sectionals on three occasions. Etkin, who was named a NYSPHSAA Scholar Athlete four times at the high school level, was also a member of the National Honor Society.

Coughlin earned six varsity letters at Auburn, playing as the top singles player for the Maroons in five seasons. She was a three-time all-league second team member before earning first-team honors as a senior. Coughlin was the Section III champion as a senior, and was voted team MVP for four straight years. She was also active in USTA tournaments, winning singles titles in August and September, 2006.

Ma was a three-year MVP at No. 1 singles for Park Hill South, winning conference and district championships as a freshman, sophomore and junior. She accumulated an 81-6 record over three-years at first singles, earning *Kansas City Star* All-Metro first team honors as a sophomore and a junior. A two-time captain, Ma was ranked 185th nationally by the USTA, and was fifth in the Missouri Valley.

Tatler joins the Great Danes after a successful two-year stint at Central Alabama C.C. She played the top singles position as both a freshman and a sophomore. As a freshman, Tatler compiled a 21-11 record, winning the Alabama Community College Conference singles championship, and was also named ACCC MVP. Tatler teamed with Leslie Elliott at second doubles, finishing with a 19-1 record, with their only loss coming in the quarterfinals of the NJCAA National Tournament. She was ranked as high as 24th nationally in her first season with the Trojans.

"I am thrilled with the addition of Susan, Charlotte, Melissa and Alexa to the UAlbany family," said Kinard, who is entering her second season at the helm of the UAlbany program. "All four of these young women are extremely talented athletes, and I look forward to them making an immediate impact on our program. As UAlbany tennis continues to grow, it is players like these that will lead us to new levels of success. I couldn't have asked for a better recruiting class, and I am excited for their future in UAlbany tennis."
-agate-

2007-08 University at Albany Women's Basketball Signings

Name, Hometown (High School/Junior College)

Alexa Etkin, Clifton Park, N.Y. (Shenendehowa)

Melissa Coughlin, Auburn, N.Y. (Auburn)

Susan Ma, Parkville, Mo. (Park Hill South)

Charlotte Tatler, Stoke-on-Trent, England (Endon/Central Alabama C.C.)

UALBANY RELEASES 2007-08 WOMEN'S BASKETBALL NON-CONFERENCE SCHEDULE

Albany, N.Y. – University at Albany Vice President and Director of Athletics Lee McElroy announced today the school's women's basketball non-conference schedule for the 2007-08 season. The list of opponents include NIT participant Indiana and an appearance at the Long Island University Tournament with Patriot League Champion Holy Cross.

UAlbany opens its schedule with two road games against Indiana, who fell in the quarterfinals of the Big 10 Conference tournament to eventual champion Ohio State, and St. Bonaventure, a member of the Atlantic 10 Conference.

CONTINUED

The Great Danes will return home to host Patriot League opponent Colgate on Nov. 15 before visiting La Salle (Nov. 19). UAlbany will compete with Holy Cross, which made its 11th all-time appearance in the NCAA Tournament last season, and Horizon League member Cleveland State at the LIU Tournament on Nov. 23-24. The host Blackbirds reached the NIT last year.

The Great Danes will host Buffalo (Dec. 5), Marist (Dec. 22), and St. Francis, N.Y. (Dec. 28) at the SEFCU Arena. UAlbany will make visits to Sacred Heart (Nov. 28), Detroit-Mercy (Dec. 8) and Richmond (Dec. 19) while also squaring off against Siena in the annual crosstown meeting on Dec. 1 at the Times Union Center. This year's game returns to a doubleheader format with the men's game taking place following the women's contest.

In 2006-07, UAlbany finished 9-22 overall, wrapping up the season with a loss to Hartford in the America East Conference quarterfinals. The Great Danes return All-Defensive Team honoree Gia Sanders along with last season's second-leading scorer Kristin Higy, who averaged 10.4 points and a team-high 6.2 rebounds per game.

2007-08 University at Albany Women's Basketball Non-Conference Schedule

Date	Day	Opponent	Site
Nov. 9	Fri.	Indiana	Bloomington, Ind.
Nov. 13	Tue.	St. Bonaventure	Saint Bonaventure, N.Y.
Nov. 15	Thu.	Colgate	SEFCU Arena
Nov. 19	Mon.	La Salle	Philadelphia, Pa.
Nov. 23-24	Fri.	Long Island Tournament (w/Cleveland State and Holy Cross)	Brooklyn, N.Y.
Nov. 28	Wed.	Sacred Heart	Fairfield, Conn.
Dec. 1	Sat.	Siena	Albany, N.Y.
Dec. 5	Wed.	Buffalo	SEFCU Arena
Dec. 8	Sat.	Detroit-Mercy	Detroit, Mich.
Dec. 19	Wed.	Richmond	Richmond, Va.
Dec. 22	Sat.	Marist	SEFCU Arena
Dec. 28	Fri.	St. Francis (N.Y.)	SEFCU Arena

UALBANY'S LEAH McINTOSH EARNS SPOT ON CANADIAN JUNIOR NATIONAL SOFTBALL TEAM

Ottawa, Ontario – University at Albany's Leah McIntosh was recently named to the Canadian Junior National Softball team and will represent Canada at the 8th ISF Junior Women's World Championships in Enschede, Netherlands from June 20th to the 30th.

McIntosh, a native of Whitby, Ontario, recently completed her freshman season with the UAlbany softball team, helping lead the Great Danes to their third straight America East Conference Championship and NCAA Tournament berth. McIntosh tossed a complete game, fanning six in a 1-0 win over Harvard in the second round of regional play. UAlbany (35-17) advanced to the regional championship game against Baylor.

The right-hander posted an 11-6 overall record with eight complete games, four shutouts and a 3.02 earned run average.



For Immediate Release

June 19, 2007

For Further Information

Brian DePasquale / 518-442-3072

FIVE UALBANY ATHLETES TO COMPETE AT USA NATIONAL TRACK & FIELD MEETS

Albany, N.Y. – All-America hurdler Joe Greene leads a group of five athletes who will represent the University at Albany at the 2007 AT&T USA Outdoor Track & Field Championships and 2007 Finish Line USA Junior Outdoor Track & Field Championships. The national competitions are being held in conjunction from June 20-24 at the Michael A. Carroll Track & Soccer Stadium on the campus of IUPUI in downtown Indianapolis.


The junior national competition, with athletes entered ranging from 14 to 19 years-old, is the qualifying meet for the 2007 Pan American Junior Athletics Championships.

Greene, who will run in the 400-meter hurdles preliminaries on Friday at 2:10 p.m., and Gered Burns (Guilderland) are competing in the AT&T outdoor meet. Greene recently finished fourth at the NCAA Division I track & field championships in a school-record 49.92 seconds. He represented the United States at the World Juniors in China last August. Greene, a two-time IC4A champion, was the America East Conference championship's most outstanding performer. Burns, who also qualified for the NCAA championships in Sacramento, competes in the 800-meter run on Thursday at 5:05 p.m. He posted a time of 1:48.20 to set the UAlbany standard in May.

Luke Schoen, the school record holder in the pole vault who advanced to the NCAA East Regional, John Moore (Fonda-Fultonville) and Valette Graham will compete at USA Junior Nationals. Schoen placed second at the America East championships when he cleared the bar at 16-feet, 8.75-inches and was third at the IC4A meet. Moore finished second in the America East 800-meter run with a time of 1:52.56. Graham, who was third in the long jump at the conference championships, had a season-best leap of 23-feet, 11-inches at the UAlbany Spring Classic.

In previous USA national competitions, the Great Danes have produced five junior All-Americans, including Greene, Jessica Ortman, Jenna Ortman, Alyssa Lotmore and Ryan Gaedje.

Track Notes: UAlbany head coach Roberto Vives announced the track program's most valuable player awards for the 2007 outdoor season ... Joe Greene and Marc Pallozzi, who finished eighth in the javelin at the NCAA championships, earned the men's awards ... Adanna Andrews, the America East 800-meter champion and Sarah Charles shared women's MVP honors ... Charles set the triple jump record with a mark of 41-feet, 2.5-inches and was fourth at the ECAC meet ...



Attn: Sports Department

No. of Pages: 1

For Immediate Release
June 19, 2007

For Further Information
Brianna LaBrecque / 518-442-5733

WYLAND AND BEAULIEU NAMED TO ABCA NORTHEAST REGION SECOND TEAM

Albany, N.Y. – University at Albany baseball players Steve Wyland and Alexander Beaulieu were both named to the ABCA Northeast Region Second Team, as announced on Tuesday afternoon.

Wyland, a team captain, started 56 games for the Great Danes this season, primarily at third base. Wyland, who led the team with a .388 average, earned All-America East Conference First Team honors for the second time after recording a team-high 76 hits and 45 runs scored. He also led the team with 45 RBI and knocked out 14 doubles, four triples and five home runs. Wyland finished his four-year career with the Great Danes ranked on several career charts. He stands second all-time in games played (174), third in hits (211), fourth in runs scored (142) and at bats (607) and fifth in RBI (108) and batting average (.347).

Beaulieu earned all-conference first team accolades after acting as the Great Danes' primary closer this season. The junior right-hander posted a staff-best 2.81 ERA and 10 saves in 24 appearances on the mound for UAlbany. He struck out 21 opposing batters in 25.2 innings of work, including securing the final two outs against Binghamton which gave UAlbany its first-ever America East championship. Beaulieu currently stands second all-time with 60 career appearances and is also second in UAlbany history with 16 career saves.

The Great Danes finished the 2007 season at 29-29 overall after securing the first NCAA Tournament berth in the program's history.



Attn: Sports Department

No. of Pages: 1

For Immediate Release
June 14, 2007

For Further Information
Brianna LaBrecque / 518-442-5733

UALBANY NAMES KATIE WHITE ASSISTANT FIELD HOCKEY COACH

Albany, N.Y. – University at Albany head field hockey coach Phil Sykes announced the hiring of Katie White as an assistant coach on Thursday, June 14.

White comes to Albany after spending a year as an assistant at Colgate University. White helped develop the Patriot League's Goalkeeper of the Year and Rookie of the Year while with the Raiders. White acted as the recruitment coordinator for the field hockey program, while also organizing and directing three tournaments.

A four-year letterwinner at New Hampshire, White was a two-time All-America East Conference First Team and Regional All-America honoree, and was named the conference's rookie of the year in 2003. She finished her career with the Wildcats ranked third in goals and fourth in points. White earned her bachelor's degree in psychology from New Hampshire in 2006.

White has also served as the director and head coach in the USFHA Futures Program in New York, and was an assistant coach for the Futures Program in New Hampshire. She has coached field hockey camps at Boston College and Northeastern University, and also gained experience as a coach at Mike Boyle Strength and Conditioning in North Andover, Mass.

UAlbany, which finished 12-7 overall a year ago, earned a share of the America East regular season title with Boston U. before falling to Maine in the conference tournament. The Great Danes kick off the 2007 season on August 25 at Appalachian State.



Attn: Sports Department

No. of Pages: 1

For Immediate Release

June 9, 2007

For Further Information

Brianna LaBrecque / 518-442-5733

GREENE AND PALLOZZI EARN ALL-AMERICAN HONORS AT NCAA TRACK & FIELD CHAMPIONSHIPS

Sacramento, Calif. – University at Albany's Marc Pallozzi finished 8th in the finals of the javelin throw to earn his second-straight All-American status at the NCAA Division I Track and Field Championships on Friday evening at California State University, Sacramento's A.G. Spanos Sports Complex. Sophomore Joe Greene finished fourth in the men's 400-meter intermediate hurdles finals on Saturday afternoon to also earn All-American status. With their finishes, the pair became the first Great Dane track and field athletes in UAlbany history to score points at an NCAA meet.

Greene's time of 49.92 set a new school record and made him the top UAlbany finisher at an NCAA event. Pallozzi, who finished 10th in the NCAA Championships last year, recorded a throw of 224-feet, 5-inches to finish eighth.

"Joe had a great performance," said UAlbany head coach Roberto Vives. "He used running in lane 8, which is usually a disadvantage, to his advantage because he wasn't watching the other runners. He made a step up from last season and defeated guys he hadn't beaten before."

Greene, a two-time IC4A champion and the 2007 America East Conference Championship's most outstanding performer, finished third at NCAA East Regionals to qualify for the national meet. He sprinted a school-record 50.18 to register the best finish by a UAlbany athlete in regional competition.

"To have two All-Americans is great for our program," offered Vives. "Our goal is to become a top-20 track and field program, and we are on our way."

-agate-

NCAA Track & Field Championships

Men's Javelin

1. Justin Ryncavage (North Carolina), 241-5; 2. Adam Montague (North Carolina), 236-1; 3. Aris Borjas (Cal Poly), 234-4; 4. Cody Fillinich (Northwestern State), 230-5; 5. Chris Hill (McNeese State), 229-4; 6. Chad Rdgowski (LSU), 225-11; 7. Ryan Brandel (Oregon), 225-11; 8. Marc Pallozzi (UAlbany), 224-5; 9. Michael Maloney (Tennessee), 220-11; 10. Preston Chatham (LSU), 212-3; 11. Tanner Evak (Penn State), 207-4; 12. Alex vanderMerwe (Texas-El Paso), 199-6.

400-Meter Hurdles –Finals

1. Isa Phillips (LSU), 48.51; 2. Brandon Johnson (UCLA), 49.02; 3. Justin Gaymon (Georgia), 49.43; 4. Joe Greene (UAlbany), 49.92; 5. Thomas Hilliard (South Carolina), 49.93; 6. Andrew Peresta (Hampton), 50.85; 7. Bryan Scott (Texas Tech), 51.01; 8. Hamza Deyaf (Texas), 51.24.



Attn: Sports Department

No. of Pages: 1

For Immediate Release
June 8, 2007

For Further Information
Brianna LaBrecque / 518-442-5733

JOE GREENE REACHES 400-HURDLES FINALS AT NCAA TRACK & FIELD CHAMPIONSHIPS

Sacramento, Calif. – University at Albany's Joe Greene advanced to the men's 400-meter intermediate hurdles finals for the second straight year at the NCAA Division I Track and Field Championships on Friday evening at California State University, Sacramento's A.G. Spanos Sports Complex. Greene finished third in his heat in a time of 50.20. The top three in each of the two heats, along with the next best two times, automatically advanced the next round.

Louisiana State's Isa Phillips posted the day's best time in the second heat, crossing the line in 49.31. Brandon Johnson of UCLA finished in 49.41, while Justin Gaymon of Georgia posted a time of 49.85. Along with Greene, Thomas Hillard of South Carolina (50.01), Bryan Scott of Texas Tech (50.13), Andrew Peresta of Hampton (50.21) and Hamza Deyaf of Texas (50.60) advanced to the finals, which will take place on Saturday at 1:05 p.m. ET.

"I am really proud of him," said UAlbany head coach Roberto Vives. "It was technically one of his worst races of the year, but he caught all of those guys to finish third. He is a true competitor."

Greene, a two-time IC4A champion and the 2007 America East Conference Championship's most outstanding performer, finished third at NCAA East Regionals to qualify for the national meet. He sprinted a school-record 50.18 to register the best finish by a UAlbany athlete in regional competition.


Marc Pallozzi, the UAlbany record holder in the men's javelin, will compete in the finals on Friday at 10:15 p.m. ET. He placed 10th in last year's NCAA championship.

-agate-

NCAA Track & Field Championships

400-Meter Hurdles – Semifinals (Advance to Finals)

1. Isa Phillips (LSU), 49.31, 2. Brandon Johnson (UCLA), 49.41, 3. Justin Gaymon (Georgia), 49.85, 4. Thomas Hilliard (South Carolina), 50.01, 5. Bryan Scott (Texas Tech), 50.13, 6. Joe Greene (UAlbany), 50.20, 7. Andrew Peresta (Hampton), 50.21, 8. Hamza Deyaf (Texas), 50.60.



Attn: Sports Department

No. of Pages: 1

For Immediate Release
June 8, 2007

For Further Information
Brianna LaBrecque / 518-442-5733

UALBANY'S TOM HILL CHOSEN IN MLB'S FIRST-YEAR PLAYER DRAFT

Albany, N.Y. – University at Albany's Tom Hill became the fifth player in school history to be selected in the Major League Baseball First-Year Player Draft. Hill was drafted in the 34th round as the 1023rd overall pick by the Kansas City Royals.

Hill, who split time at catcher and designated hitter for UAlbany, joins former Great Danes Terry Kenny (ninth round, 1974), Steve Checksfield (10th round, 2001), Mike Grasso (11th round, 2002) and Adam Kroft (30th round, 2004).

"We are very proud of Tommy," said UAlbany head coach John Mueller, who has coached four of UAlbany's five draft picks. "This is a very exciting time for him and his family.

Hill, a two-time All-America East Conference First Team honoree at catcher, played three seasons for UAlbany after transferring from Elon following his freshman season. Hill finished his career third in UAlbany history with 39 doubles and is also third all-time with 19 home runs. He set UAlbany's single-season record with 22 doubles as a senior.

Hill was an integral member of the 2007 Great Dane squad that won the school's first America East baseball championship. The team, which finished 29-29 overall, was the first in program history to advance to the NCAA Division I Regional Tournament.



Attn: Sports Department

No. of Pages: 1

For Immediate Release
June 7, 2007

For Further Information
Brian DePasquale / 518-442-3072

JOE GREENE REACHES 400-HURDLES SEMIFINALS AT NCAA TRACK & FIELD CHAMPIONSHIPS

Sacramento, Calif. – University at Albany's Joe Greene advanced to the men's 400-meter intermediate hurdles semifinals for the second straight year at the NCAA Division I Track and Field Championships on Thursday afternoon at California State University, Sacramento's A.G. Spanos Sports Complex. Greene won his heat in 50.64 seconds, the second-fastest time of the day. The top two in each of the five heats automatically advanced the next round.

Texas Tech's Bryan Scott, who was eighth in this event last year, won his heat in 50.31 seconds. Auburn's Rueben McCoy had the third-best time when he hit the tape in the second heat in 50.90. McCoy placed fourth in the 400-hurdles final one year ago. Sixteen competitors will run in Friday's semifinals at 8:55 p.m. ET. The top three finishers in each race, along with the next best two times, advance to the championship.

"I am satisfied with my result," said Greene, who represented the United States at the World Junior Championships in China last August. "This is my second time here, so I knew what to expect and the atmosphere. The wind was kind of heavy in the backstretch, but I kept my arms tight and hit the hurdles smooth and even. I am staying focused I what I have to do, so I didn't even see the other heats."

Greene, a two-time IC4A champion and the 2007 America East Conference Championship's most outstanding performer, finished third at NCAA East Regionals to qualify for the national meet. He sprinted a school-record 50.18 to register the best finish by a UAlbany athlete in regional competition.

Marc Pallozzi, the UAlbany record holder in the men's javelin, will compete in the finals on Friday at 10:15 p.m. ET. He placed 10th in last year's NCAA championship.

-agate-
NCAA Track & Field Championships

400-Meter Hurdles – First-Round Qualifiers (Advance to Semifinals)

1. Bryan Scott (Texas Tech), 50.31, 2. Joe Greene (UAlbany), 50.64, 3. Rueben McCoy (Auburn), 50.90, 4. Justin Gaymon (Georgia), 50.99, 5. Isa Phillips (LSU), 51.01, 6. Andrew Peresta (Hampton), 50.51, 7. Brandon Johnson (UCLA), 51.08, 8. James Fredrickson (Washington), 51.12, 9. Jussi Heikkila (South Carolina), 51.16, 10. Thomas Hilliard (South Carolina), 51.21, 11. Hamza Deyaf (Texas), 50.56, 12. Steve Delice (Coppin State), 51.34, 13. Nick Robinson (Texas A&M), 51.54, 14. Jansen Hyde (Texas Tech), 51.77, 15. Nick Karren (Utah State), 51.82, 16. John Cassleman (Washington State), 51.88.

Print Result

Flash Results, Inc.
NCAA Division I 2007 Outdoor
Track & Field Championship
Sacramento, CA - 6/6/2007 to 6/9/2007


Event 10 Men 400 Meter Hurdles

```

=====
5 Heats. Advance top 2 from each heat plus next best 6 to semi.
Advance top 3 from each semi plus next best 2 times to final.
  American:  46.78  8/6/1992  Kevin Young, Foot Locker AC
College Best: 47.10  8/7/1991  Samuel Matete, Auburn
  NCAA Meet:  47.56  6/11/2005  Kerron Clement, Florida
Hornet Stad:  47.56  6/11/2005  Kerron Clement, Florida
  Name                Year School                Prelims
=====
Heat  1
  1 Joe Greene                SO Albany                    50.64Q
  2 Thomas Hilliard          SR South Carolina            51.21Q
  3 Jansen Hyde              SO Texas Tech                51.77q
  4 Eric Alejandro           JR Eastern Michigan          52.21
  5 Ronnie Beard             SR Maryland-ES               52.57
  6 Ray Varner               FR Iowa                      53.27
Heat  2
  1 Rueben McCoy             JR Auburn                    50.90Q
  2 Brandon Johnson          SR UCLA                      51.08Q
  3 John Cassleman           SR Washington State          51.88q
  4 Andretti Bain            JR Oral Roberts              51.98
  5 Paladin Jordan           SR Indiana State             52.25
  6 Leonarde Smith          SR Oklahoma                   52.68
Heat  3
  1 Bryan Scott              SR Texas Tech                50.31Q
  2 Andrew Peresta           SR Hampton                   50.51Q
  3 Hamza Deyaf              JR Texas                     50.56q
  4 Steve Delice             SO Coppin State              51.34q
  5 Nick Karren              SO Utah State                 51.82q
  6 Tim Grier                FR Nebraska                   52.60
Heat  4
  1 Isa Phillips             SR LSU                       51.01Q
  2 Jussi Heikkila           JR South Carolina            51.16Q
  3 Kai Kelley               JR Southern California        52.06
  4 Reggie Berry             JR North Carolina            52.65
  5 Coby Morrison            SR Texas-Arlington           52.75
Heat  5
  1 Justin Gaymon            SO Georgia                   50.99Q
  2 James Fredrickson        JR Washington                 51.12Q
  3 Nick Robinson            JR Texas A&M                  51.54q
  4 Jason Browhow            JR Western Kentucky           52.28
  5 Nick Ivancic             JR Kent State                 53.63
=====
  Name                Year School                Prelims  H#
=====
Preliminaries
  1 Bryan Scott          SR Texas Tech                50.31Q  3
  2 Joe Greene           SO Albany                    50.64Q  1
  3 Rueben McCoy         JR Auburn                    50.90Q  2
  4 Justin Gaymon        SO Georgia                   50.99Q  5
  5 Isa Phillips         SR LSU                       51.01Q  4
=====

```

6 Andrew Peresta	SR Hampton	50.51Q	3
7 Brandon Johnson	SR UCLA	51.08Q	2
8 James Fredrickson	JR Washington	51.12Q	5
9 Jussi Heikkila	JR South Carolina	51.16Q	4
10 Thomas Hilliard	SR South Carolina	51.21Q	1
11 Hamza Deyaf	JR Texas	50.56q	3
12 Steve Delice	SO Coppin State	51.34q	3
13 Nick Robinson	JR Texas A&M	51.54q	5
14 Jansen Hyde	SO Texas Tech	51.77q	1
15 Nick Karren	SO Utah State	51.82q	3
16 John Cassleman	SR Washington State	51.88q	2
17 Andretti Bain	JR Oral Roberts	51.98	2
18 Kai Kelley	JR Southern California	52.06	4
19 Eric Alejandro	JR Eastern Michigan	52.21	1
20 Paladin Jordan	SR Indiana State	52.25	2
21 Jason Browhow	JR Western Kentucky	52.28	5
22 Ronnie Beard	SR Maryland-ES	52.57	1
23 Tim Grier	FR Nebraska	52.60	3
24 Reggie Berry	JR North Carolina	52.65	4
25 Leonarde Smith	SR Oklahoma	52.68	2
26 Coby Morrison	SR Texas-Arlington	52.75	4
27 Ray Varner	FR Iowa	53.27	1
28 Nick Ivancic	JR Kent State	53.63	5



Attn: Sports Department

No. of Pages: 1

For Immediate Release
June 6, 2007

For Further Information
Brian DePasquale / 518-442-3072

MARC PALLOZZI ADVANCES TO JAVELIN FINAL AT NCAA TRACK & FIELD CHAMPIONSHIPS

Sacramento, Calif. – University at Albany's Marc Pallozzi (Lansingburgh) advanced to the men's javelin final at the NCAA Division I Track and Field Championships on Wednesday afternoon at California State University, Sacramento's A.G. Spanos Sports Complex. Pallozzi reached the final round for the second straight year with a throw of 216-feet, 2-inches.

Pallozzi finished seventh in his flight and 11th overall against 26 throwers in the preliminary round. He earned a spot in the 12-competitor final on Friday at 10:15 p.m. ET. Defending NCAA champion Justin Ryncavage, of North Carolina, took ninth in the preliminaries (217-10), while McNeese State's Chris Hill had the best mark of the day (238-10).

"It was a nerve-racking experience," said Pallozzi, the America East Conference champion whose best throw came on his first attempt. "There is certainly a sense of relief that I made the final. Funny things happen at nationals and there were several top-10 throwers who didn't make it today. It's going to take a school record in the 71-meter range to finish in the top three in Friday's final."

Pallozzi, the UAlbany record holder in this event, reached the NCAA meet with a fifth-place finish at East Regionals on May 26. He placed 10th at last year's NCAA championships.

Gered Burns (Guilderland) failed to advance from the 800-meter run preliminaries to Thursday's semifinal round. He finished fifth in his heat with a time of 1:49.64. Burns, who won the America East crown, earned at-large selection based on his school-record 1:48.20 which was established in the IC4A championship's semifinals on May 12.


Sophomore Joe Greene begins NCAA competition in the opening round of 400-meter intermediate hurdles on Thursday at 7:10 ET.

-agate-

NCAA Track & Field Championships

Men's Javelin – Preliminary Round (Top 12 Advance to Final)

1. Chris Hill (McNeese State), 238-10, 2. Chad Rodgowski (LSU), 230-07, 3. Aris Borjas (Cal Poly-SLO), 229-04, 4. Alex vanderMerwe (Texas-El Paso), 227-0, 5. Ryan Brandel (Oregon), 226-05, 6. Cody Fillinich (Northwestern State), 224-07, 7. Tanner Evak (Penn State), 224-02, 8. Adam Montague (North Carolina), 217-11, 9. Justin Ryncavage (North Carolina), 217-10, 10. Matthew Maloney (Tennessee), 216-06, 11. Marc Pallozzi (UAlbany), 216-02, 12. Preston Chatham (LSU), 214-02.



For Immediate Release

June 4, 2007

For Further Information

Brian DePasquale / 518-442-3072

UALBANY MEN'S BASKETBALL 2007-08 NON-CONFERENCE SCHEDULE ANNOUNCED

Albany, N.Y. – University at Albany Vice President and Director of Athletics Lee McElroy announced today the school's men's basketball non-conference schedule for the 2007-08 season. The list of opponents include three-time national champion Duke and a home date with Boise State in a rematch of last year's ESPNU BracketBusters game.

The Great Danes meet Duke at Cameron Indoor Stadium in Durham, N.C. on Monday, Dec. 17. The contest is scheduled to air nationally on ESPN2. Head coach Mike Krzyzewski, who has 775 career wins, has led the program to three national titles (1991, 1992, 2001) and 10 Final Fours. Cameron Indoor Stadium, a facility that holds 9,314 fans, has recorded 258 consecutive sellouts since 1990.

UAlbany opens its schedule with two road games against a pair of 22-win clubs in Bucknell (Nov. 10) and Central Connecticut State (Nov. 14). The Bison, who went 22-9 to finish with 20-plus victories for the third consecutive season, shared the Patriot League regular-season title and reached the league tournament championship game. CCSU (22-12) made the school's third NCAA appearance by winning the Northeast Conference championship. The Blue Devils captured the NEC's regular-season and tournament crowns.


Boise State is among five non-league opponents that will play at SEFCU Arena. The Broncos, who compete in the Western Athletic Conference, travel to the Capital Region on Dec. 22. Boise State (17-14) edged UAlbany, 83-82, in a last-second BracketBusters' decision last February in Idaho. The Great Danes will also host Columbia (Nov. 17), Lehigh (Nov. 20), Sacred Heart (Nov. 25) and St. Francis, N.Y. (Dec. 15). Sacred Heart (18-14) advanced to the NEC championship for the first time, while Columbia (16-12) registered its highest win total since 1992-93.

UAlbany faces Iowa State on Dec. 30 in the program's first-ever meeting with a Big 12 Conference school. The Cyclones, who posted 12 of their 15 wins at home last season, ranked 25th nationally in attendance, averaging 12,489 at Hilton Coliseum. The Great Danes also square off with Siena in the crosstown-rivalry's 47th meeting on Dec. 1 at the Times Union Center. The last two games in the series were both decided in overtime.

In 2006-07, UAlbany reached the NCAA Tournament for the second straight season as the America East Conference champion. Brent Wilson, a third-team all-conference forward, leads a group of seven letterwinners who are back from last year's 23-10 squad. Brian Lillis, the league's defensive player of the year, and Jon Iati, one of the program's all-time leading three-point shooters, also return.

2007-08 University at Albany Men's Basketball Non-Conference Schedule

Date	Day	Opponent	Site
Nov. 10	Saturday	at Bucknell	Lewisburg, Pa.
Nov. 14	Wednesday	at Central Connecticut State	New Britain, Conn.
Nov. 17	Saturday	Columbia	SEFCU Arena
Nov. 20	Tuesday	Lehigh	SEFCU Arena
Nov. 25	Sunday	Sacred Heart	SEFCU Arena
Dec. 1	Saturday	at Siena	Albany, N.Y.
Dec. 5	Wednesday	at Delaware	Newark, Del.
Dec. 8	Saturday	at St. Bonaventure	Olean, N.Y.
Dec. 15	Saturday	St. Francis, N.Y.	SEFCU Arena
Dec. 17	Monday	at Duke	Durham, N.C.
Dec. 22	Saturday	Boise State	SEFCU Arena
Dec. 30	Sunday	at Iowa State	Ames, Iowa



For Immediate Release
June 2, 2007

For Further Information
Brian DePasquale / 518-442-3072

NO. 20 CREIGHTON ELIMINATES UALBANY IN NCAA BASEBALL REGIONAL'S SECOND ROUND

Fayetteville, Ark. – Steve Winkleman belted his fifth home run of the season and had a career-high six RBI to lead Creighton to a 21-11 victory over UAlbany in the second round of the NCAA Baseball Championship's Fayetteville Regional before 2,681 fans on Saturday afternoon at Baum Stadium. The Blue Jays, ranked 20th nationally as the Missouri Valley Conference champion, advanced in the loser's bracket.

The two teams combined for 32 runs, 34 hits and 19 walks and used 13 pitchers in the four-hour-and-18-minute offensive marathon. The Great Danes, who won the America East Conference championship to earn their first-ever NCAA berth, finished with a 29-29 record. UAlbany fell to No. 11 Arkansas, 9-0, in this double-elimination regional's first round.

"This is an experience that this team will never forget and a huge step in the development of our program," UAlbany coach Jon Mueller said. "We didn't pitch or play good defense today. You have to give yourself a chance, especially when you are playing teams at this level. But I am not going to let what happened the last two days ruin what these guys have accomplished."

Creighton (45-15) led 3-2 after five innings, but then broke the game open with a six-run sixth. With one out, catcher Chris Gradoville tripled off the wall in the right-field corner before Darin Ruf was hit by a pitch. Winkleman then hammered a hanging curveball over the left-field fence, a three-run blast. The Blue Jays, who sent 10 batters to the plate in the frame, added a pair of homers off reliever Sean Gregory. Andrew Small hit a solo shot, his fifth of the year. Brett Mieras followed with an inside-the-park home run, when he drove a breaking pitch off the left-field padding near the 375-sign.

UAlbany took a 1-0 lead in its first at-bat. Al Barbato, who scored three runs and doubled, walked on four pitches, before Leo Corvino sacrificed him to second. Steve Wyland's infield single moved Barbato to third. Tom Hill then lined a ball off the pitcher's heel that drove the run across.

The Blue Jays, who lost to Oklahoma State, 6-4, in the opening round on Friday, tied the contest in the second when Mieras doubled with two outs. After UAlbany starter Cory Warrings issued a pair of walks to load the bases, Mieras scored on a fielders' choice play. In the third, Warrings allowed two more walks and Mieras, a junior designated hitter who had four hits with two runs and four RBI, singled up the middle past Barbato to drive across tie go-ahead run.


Creighton extended its lead to 3-1 in the fourth. Lead-off hitter Robbie Knight tied an NCAA record when he was hit by a pitch for the 33rd time this season. He later scored on Winkleman's sacrifice fly to deep center. The Great Danes sliced that deficit in half with three consecutive singles in the fifth. Sean Donovan drove in the run by going the opposite way through the left side.

UAlbany trailed 17-3 heading to the bottom of the eighth, but batted around in scoring six times. Sean Doyle delivered a RBI single before Donovan walked with the bases loaded. Mike Konstanty added a two-run double into the left-field gap. Wyland, who walked and scored in the uprising, finished with three singles and two runs. The senior third baseman finished his career ranked third on the school's all-time hit list with 211.

-agate-							
Creighton (45-15)	011	106	354	-	21	21	3
UAlbany (29-29)	100	011	062	-	11	13	5

Zac Moore, Scott Reese (5), Casey Schmidt (6), Ty Johnston (8), Chris Marchildon (8), Bob Lackovic (8) and Chris Gradoville, Brett Mieras.

Cory Warrings, Sean Gregory (4), Alexander Beaulieu (6), Chris Ott (7), Jeff Kaier (8), Casey Walsh (8), Marco Rivera (9) and Tom Hill, Sean Doyle.



For Immediate Release
June 1, 2007

For Further Information
Brian DePasquale / 518-442-3072

NO. 11 ARKANSAS BLANKS UALBANY, 9-0, IN NCAA BASEBALL REGIONAL'S FIRST ROUND

Fayetteville, Ark. – Right-hander Duke Welker threw six shutout innings to lead Arkansas to a 9-0 victory over UAlbany in the first round of the NCAA Baseball Championship's Fayetteville Regional on Friday evening before 8,372 fans at Baum Stadium. The Razorbacks, ranked 11th in the national polls, advanced to meet Oklahoma State, who won 6-4 earlier in the day, in the second round.

UAlbany (29-28) will face Creighton, the Missouri Valley Conference champion, in the loser's bracket of this double-elimination regional on Saturday at 3:30 p.m. ET. The Great Danes are making their first-ever NCAA appearance as the champions of the America East Conference.

Arkansas (42-19) took a 1-0 lead in the first inning when designated hitter Jacob Julius singled through the right side with two outs to score Logan Forsythe. However, the at bat ended when UAlbany right fielder Leo Corvino gunned down Casey Coon at the plate. After the Razorbacks had another player thrown out trying to score in the second, rain and lightning caused a 53-minute delay in the top of the third.

Following the suspension of play, Julius delivered again in the bottom of the frame when he lined a 1-2 pitch into the right-field corner for a two-run double. The Razorbacks, who are in the NCAA field for the 20th time, including six straight trips, pulled away in the fourth. In the top half, UAlbany had runners on second and third following Tom Hill's sacrifice, but Welker retired the next two batters to get out of trouble. Arkansas then chased starter John Naples, who hit a batter and gave up a walk with one out. Ben Tschepikow greeted reliever Josh Willimott with a RBI single through the box. Forsythe then belted his ninth home run of the season, when his three-run blast went off the glove of left fielder Mike Konstanty at the top of the fence.

Meanwhile, Welker, a 6-foot-7, 221-pound junior, allowed just two hits in his 18th start of the season. Steve Wyland and Corvino singled in the fourth and sixth, respectively. He recorded seven strikeouts and three walks in his six innings on the hill to improve to 7-5 overall. Reliever Evan Cox threw three scoreless frames and worked out of a bases-loaded jam in the seventh, as shortstop Tim Smalling collected Corvino's ground ball to get the force at third base to end the threat.

"We were unable to make the plays when we need and got behind the eight-ball," said UAlbany coach Jon Mueller, whose team had nine of its previous 11 outings heading into the NCAA contest. "Their pitcher did a tremendous job of turning us back when we had opportunities. The (rain) delay hurt (John) Naples. He didn't have as good as stuff after that."

Wayne Hrozek and Jake Dugger each had two hits, including a pair of RBI singles in the fifth, for the Razorbacks, who won the Southeastern Conference (SEC) West Division and lost to top-ranked Vanderbilt in the conference championship last Sunday.

-agate-

UAlbany (29-28)	000	000	000	-	0	3	3
#11 Arkansas (42-19)	102	420	000	-	9	11	0

John Naples, Josh Willimott (4), Jeff Kaier (6), Matthew Herrick (8) and Chris Wood.
Duke Welker, Evan Cox (7) and Brian Walker, Jeff Nutt.

NCAA Fayetteville Regional Tournament Schedule (All Times Eastern)

Friday, June 1

Game 1 -- #3 Oklahoma State 6, #2 Creighton 4

Game 2 -- #1 Arkansas 9, #4 UAlbany 0

Saturday, June 2

Game 3 – Creighton (44-15) vs. UAlbany (29-28), 3:30 p.m.

Game 4 – Oklahoma State (39-19) vs. Arkansas (42-19), 7:30 p.m.

Sunday, June 3

Game 5 – Game 3 winner vs. Game 4 loser, 3:30 p.m.

Game 6 – Game 4 winner vs. Game 5 winner, 7:30 pm.

Monday, June 4

Game 7 – Game 6 opponents (if necessary), 8:30 p.m.