



Dalvd Rourke, Media Relations Director
c/o University of Massachusetts Lowell
One University Avenue, Lowell, MA 01854
Phone: (508) 934-2351; Fax: (508) 934-2313



FOR IMMEDIATE RELEASE: JANUARY 27, 1997

**NEW ENGLAND COLLEGIATE CONFERENCE
1996-97 MEN'S BASKETBALL**

TEAM	NECC			OVERALL			STREAK
	W	L	PCT.	W	L	PCT.	
Southern Connecticut	9	0	1.000	16	1	.941	Won 9
New Hampshire College	8	1	.889	15	1	.938	Won 6
Franklin Pierce	7	2	.778	8	9	.471	Won 1
UMass Lowell	7	3	.700	11	7	.611	Lost 1
Stony Brook	5	5	.500	8	8	.500	Won 2
Sacred Heart	4	4	.500	6	10	.375	Lost 1
Albany	5	6	.455	12	7	.632	Won 1
Bridgeport	1	7	.125	4	12	.250	Lost 8
New Haven	1	9	.100	2	16	.111	Lost 3
Keene State	0	10	.000	1	14	.067	Lost 7

NEW ENGLAND COLLEGIATE CONFERENCE PLAYER OF THE WEEK

ORLANDO RANSON, NEW HAMPSHIRE COLLEGE (So, G, Baltimore, Md.) Averaged 24 points, eight rebounds and 4.5 assists in a 2-0 week for New Hampshire College...Scored 20 points and grabbed 10 rebounds in a 85-76 win at Albany...Scored career-high 28 points and seven assists in an 87-77 win over Sacred Heart.

NEW ENGLAND COLLEGIATE CONFERENCE ROOKIE OF THE WEEK

ROB HARTMAN, STONY BROOK (Fr, G, Queens, N.Y.) Averaged 20.5 points in a 2-1 week for Stony Brook...scored 20 points in a 87-85 (2OT) win at Bridgeport...Scored 14 points, including 12 of the last 20 points, in a 57-45 win over Keene State.

HONOR ROLL: TOM MCGOLDRICK, ALBANY (Jr, F Smithown, N.Y.) Averaged 14.5 points, 5.7 rebounds, four assists and two steals in three games for the Great Danes. **TODD CETNAR, ALBANY (Fr, G, Amsterdam, N.Y.)** Averaged 12 points, 2.7 assists and two steals in three games for Albany. Scored career-high 20 points against New Hampshire College. **VONDELL WRIGHT, BRIDGEPORT (Jr, G, Worcester, Mass.)** Averaged 27 points, four rebounds, and 3.5 assists in two games for the Purple Knights. **SHANENDON CARTWRIGHT, FRANKLIN PIERCE (Jr, G, Nassau, Bahamas)** Averaged 16.7 points, two rebounds and two assists in a 2-1 week for the Ravens. **SCOTT SMITH, NEW HAMPSHIRE COLLEGE (Sr, F, East Hampton, N.Y.)** Averaged 21 points, including 76 percent shooting, and 6.5 rebounds in a 2-0 week for the Penmen. **MARK DAVIS, UMASS LOWELL (Sr, C, Jamaica, N.Y.)** Averaged 15.5 points and 10.5 rebounds in two games for UMass Lowell. **JOE DOYLE, SACRED HEART (Sr, G, Merrick, N.Y.)** Averaged 20.5 points and 5.5 assists in a 1-1 week for the Pioneers. **JERITT LEWIS, SOUTHERN CONNECTICUT (Jr, G, Coplague, N.Y.)** Averaged 15 points in a 3-0 week for the Owls, including 18 points in a 75-69 win over UMass Lowell. **BRIAN HENNESSY, STONY BROOK (Sr, G/F, New Hartford, N.Y.)** Averaged 16.3 points for the Seawolves, including the game winning shot in a double overtime victory at Bridgeport.

THIS WEEK'S SCHEDULE:

Mon. Jan. 27th: Stony Brook at Old Westbury 7:00 p.m.; Sacred Heart at Bridgeport 7:30 p.m.
Tues. Jan. 28th: UMass Lowell at New Hampshire College 7:30 p.m.
Wed. Jan. 30th: New Haven at Keene State, 7:30 P.M.; Southern Connecticut at Bridgeport, 7:30 P.M.; Stony Brook at Albany 7:30 p.m.; Franklin Pierce at Sacred Heart 8:00 p.m.
Thur. Jan. 31st: Saint Anselm at New Hampshire College 7:30 p.m.
Sat. Feb. 1st: New Haven at Southern Connecticut, 2:00 p.m.; Bridgeport at UMass Lowell, 4:00 P.M.; Franklin Pierce at Keene State, 4:00 P.M.; Albany at Sacred Heart, 4:00 P.M.; Stony Brook at New Hampshire College 4:00 p.m.

NOTES: Albany has already set two school records in only 19 games. The Great Danes hit 15 three point field goals in a single game and have also hit 168 three-pointers in a season...Junior Shanendon Cartwright broke the FPC single game record for three-pointers made in a game with nine...This week's Northeast Regional poll is as follows: 1. Southern Connecticut, 2. New Hampshire College, 3. Bryant, 4. College of Saint Rose, 5. Adelphi, 6. tie Saint Michael's and C.W. Post.

**NEW ENGLAND COLLEGIATE CONFERENCE MEN'S BASKETBALL
INDIVIDUAL STATISTICS (GAMES PLAYED THRU JANUARY 26, 1997)**

SCORING

	<u>G</u>	<u>FG</u>	<u>3FG</u>	<u>FT</u>	<u>PTS</u>	<u>AVG</u>
Vondell Wright, UB	16	127	45	56	355	22.2
Scott Smith, NHC	16	113	10	51	285	17.8
Ben Mitchell, FPC	16	111	26	31	279	17.4
Jermaine Carter, SCSU	17	130	0	32	292	17.2
Orlando Ranson, NHC	16	86	34	60	266	16.6
Tim Greene, SCSU	17	105	20	51	281	16.5
Louis Frye, SHU	16	105	33	16	259	16.2
Shawon Moncrief, NHC	15	88	17	46	239	15.9
Brian Hennessy, USB	16	82	44	42	250	15.6
Steve Bynum, UNH	18	104	2	56	266	14.8
Joe Doyle, SHU	16	80	7	70	237	14.8

REBOUNDING

	<u>G</u>	<u>REB</u>	<u>AVG</u>
John L'Heureux, FPC	17	174	10.2
Jon Blandin, SCSU	16	141	8.8
Rod Toppin, SHU	15	131	8.7
Shalawn Miller, UML	18	155	8.6
Steve Bynum, UNH	18	154	8.6
Ozier Hastings, UB	16	133	8.3
Scott Smith, NHC	16	119	7.4
Andre Duncan, UA	19	122	6.4
Ryan Brenner, UA	19	122	6.4
Jermaine Carter, SCSU	17	98	5.8

3FG MADE

	<u>G</u>	<u>NO</u>	<u>AVG</u>
Darrin Jahnel, UA	19	62	3.3
Vondell Wright, UB	16	45	2.8
Brian Hennessy, USB	16	44	2.8
Doug Jenkins, FPC	15	37	2.5
Shanendon Cartwright, FPC	17	38	2.2
Orlando Ranson, NHC	16	34	2.1
Louis Frye, SHU	16	33	2.1
Mike Donnelly, SHU	16	32	2.0
Jim Borodawka, UML	17	31	1.8

ASSISTS

	<u>G</u>	<u>AST</u>	<u>AVG</u>
Orlando Ranson, NHC	16	128	8.0
Sean Williams, FPC	10	58	5.8
Tim Greene, SCSU	17	82	5.1
Larry Gibson, USB	16	62	3.9
Mike Donnelly, SHU	16	61	3.8
Earnest Sampson, UNH	17	67	3.7
Ray Blackwell, NHC	16	57	3.6
Reuben Taylor-Green, KSC	14	44	3.1
Vondell Wright, UB	16	48	3.0
T.J. Butler, FPC	17	48	2.8

STEALS

	<u>G</u>	<u>ST</u>	<u>AVG</u>
Reuben Taylor-Green, KSC	14	38	2.7
Tim Greene, SCSU	17	41	2.4
Joe Doyle, SHU	16	34	2.2
Tom McGoldrick, UA	19	39	2.1
Jermaine Carter, SCSU	17	33	1.9
Ozier Hastings, UB	16	31	1.9
Larry Gibson, USB	16	30	1.9
Shawon Moncrief, NHC	15	25	1.7
Jeritt Lewis, SCSU	17	27	1.6

FG PERCENTAGE

	<u>G</u>	<u>FGM</u>	<u>FGA</u>	<u>PCT</u>
Scott Smith, NHC	16	112	174	.644
Tarik Sheppard, NHC	16	62	104	.596
Shawon Moncrief, NHC	15	88	152	.579
Jim Borodawka, UML	17	88	158	.557
Mark Davis, UML	17	95	171	.556
Tim Greene, SCSU	17	105	191	.550
Jon Blandin, SCSU	16	53	99	.535
Jeritt Lewis, SCSU	17	92	173	.532
Ben Mitchell, FPC	16	111	212	.524
Tom McGoldrick, UA	19	97	190	.511

3FG PERCENTAGE

	<u>G</u>	<u>3FG</u>	<u>FGA</u>	<u>PCT</u>
Jim Borodawka, UML	17	31	55	.564
Ben Mitchell, FPC	16	25	51	.510
Ray Blackwell, NHC	16	26	56	.464
Rich Dormer, UA	19	31	68	.456
Darin Jahnel, UA	19	62	137	.453
Orlando Ranson, NHC	16	34	77	.442
Vondell Wright, UB	16	45	107	.421
Brian Hennessy, USB	16	44	110	.400
Shanendon Cartwright, FPC	17	38	101	.376
Mike Donnelly, SHU	16	32	90	.356

FT PERCENTAGE

	<u>G</u>	<u>FT</u>	<u>FTA</u>	<u>PCT</u>
Doug Jenkins, KSC	15	40	45	.889
T.J. Trimboli, SCSU	17	40	48	.833
Jim Borodawka, UML	17	39	47	.830
Scott Smith, NHC	16	51	64	.797
Jeritt Lewis, SCSU	17	46	58	.793
Brian Hennessy, USB	16	42	53	.792
Vondell Wright, UB	16	56	71	.789
Greg Clancy, UNH	17	29	37	.784
Tom McGoldrick, UA	19	69	89	.775
Orlando Ranson, NHC	16	60	80	.750

BLOCKED SHOTS

	<u>G</u>	<u>BS</u>	<u>AVG</u>
Louis Frye, SHU	16	39	2.4
Shalawn Miller, UML	18	36	2.0
John L'Heureux, FPC	17	30	1.8
Ryan McDermott, USB	16	25	1.6
Eric von der Linden, KSC	14	21	1.5
Andre Duncan, UA	19	25	1.3
Mark Davis, UML	17	22	1.3
Jon Blandin, SCSU	16	18	1.1
Scott Smith, NHC	16	10	0.6

**NEW ENGLAND COLLEGIATE CONFERENCE MEN'S BASKETBALL
TEAM RESULTS (GAMES PLAYED THRU JANUARY 26, 1997)**

ALBANY(12-7, 5-6)

11/17	Maine Presque-Isle	W 80-59
11/20	LeMoyne	W 72-69
11/26	Old Westbury	W 75-53
12/1	East Stroudsburg	W 93-68
12/4	UMass Lowell	L 59-63
12/7	Bridgeport	W 107-57
12/11	UMass Lowell	L 64-67
12/14	Keene State	W 90-62
12/30	Quinnipiac	W 50-47
12/31	AIC	L 76-81
1/6	Skidmore	W 91-58
1/9	Teikyo Post	W 100-88 OT
1/11	Sacred Heart	L 77-83
1/14	Keene State	W 89-76
1/16	So. Conn.	L 60-67
1/18	New Haven	W 95-62
1/20	Franklin Pierce	L 63-78
1/22	N.H. College	L 76-85
1/25	New Haven	W 104-70

BRIDGEPORT (4-12, 1-7)

11/16	St Joseph's	W 98-93
11/17	Teikyo Post	W 87-75
11/22	AIC	W 68-66
11/23	Southampton	L 94-101
12/6	Albany	L 57-107
12/12	Teikyo Post	L 74-117
12/27	Assumption	L 57-88
12/28	Millersville	L 55-76
12/29	Norfolk State	L 53-78
1/8	Keene State	W 99-73
1/11	UMass Lowell	L 56-71
1/14	N.H. College	L 76-101
1/16	New Haven	L 77-87
1/18	Franklin Pierce	L 38-67
1/22	Stony Brook	L 87-85 2OT
1/25	Franklin Pierce	L 57-93

FRANKLIN PIERCE (8-9, 7-2)

11/15	St. Anselm	L 45-69
11/16	Assumption	L 55-59
11/19	Bryant	L 70-75 OT
11/23	St. Michael's	L 68-77
12/4	AIC	W 72-66
12/10	New Haven	W 85-61
12/13	Stony Brook	W 59-58
12/30	Dowling	L 61-68
1/3	Tampa	L 65-75
1/4	Florida Southern	L 44-61
1/11	Keene State	W 79-58
1/14	UMass Lowell	W 70-54
1/16	N.H. College	L 83-79
1/18	Bridgeport	W 67-38
1/20	Albany	W 78-63
1/22	So. Conn.	L 54-72
1/25	Bridgeport	W 93-57

KEENE STATE (1-14, 0-10)

11/23	R.I. College	L 72-87
11/25	Daniel Webster	L 84-92 2OT
12/4	N.H. College	L 80-95
12/7	So. Conn.	L 57-88
12/14	Albany	L 62-90
12/28	W. Conn.	L 79-95
12/29	Bates	W 79-71
1/8	Bridgeport	L 73-94
1/11	Franklin Pierce	L 58-79

1/14	Albany	L 76-89
1/16	UMass Lowell	L 52-72
1/18	Stony Brook	L 74-77 2OT
1/22	Sacred Heart	L 76-104
1/25	Stony Brook	L 45-57

UMASS LOWELL (11-7, 7-3)

11/16	Quinnipiac	W 74-58
11/20	St. Anselm	L 63-73
11/23	Merrimack	L 79-90
11/26	Bentley	L 70-83
12/1	Bryant	L 78-84 OT
12/4	Albany	W 63-59
12/7	Sacred Heart	W 81-77
12/11	Albany	W 67-64
12/28	East Stroudsburg	W 72-66
12/29	St Michael's	W 73-71 OT
1/5	Stonehill	W 64-59
1/8	Stony Brook	W 60-54
1/11	Bridgeport	W 71-56
1/14	Franklin Pierce	L 54-70
1/16	Keene State	W 72-52
1/18	So. Conn.	L 61-72
1/20	New Haven	W 82-70
1/25	So. Conn.	L 69-75

N.H. COLLEGE (15-1, 8-1)

11/15	Assumption	W 81-66
11/16	St. Anselm	W 78-76 OT
11/26	Merrimack	W 90-81
12/4	Keene State	W 95-80
12/7	New Haven	W 95-69
12/19	Stonehill	W 87-65
12/28	Norfolk State	W 81-64
12/29	St. Rose	W 88-86 OT
1/5	Bryant	W 100-88
1/8	So. Conn.	L 72-88
1/11	Stony Brook	W 92-68
1/14	Bridgeport	W 101-76
1/16	Franklin Pierce	W 83-79
1/18	Sacred Heart	W 83-72
1/22	Albany	W 85-76
1/25	Sacred Heart	W 87-77

NEW HAVEN (2-16, 1-9)

11/18	Quinnipiac	L 76-84
11/22	Southampton	L 89-99
11/23	Assumption	L 80-92
11/26	Bryant	L 88-99 OT
11/30	Teikyo Post	W 95-90
12/7	N.H. College	L 69-95
12/10	Franklin Pierce	L 61-85
12/28	Bentley	L 66-87
12/29	Queens	L 58-73
1/4	AIC	L 63-88
1/6	Stony Brook	L 45-59
1/8	Sacred Heart	L 67-83
1/11	So. Conn.	L 74-91
1/14	Stony Brook	L 74-90
1/16	Bridgeport	W 87-77
1/18	Albany	L 62-95
1/20	UMass Lowell	L 71-82
1/25	Albany	L 70-104

SACRED HEART (6-10, 4-4)

11/22	Assumption	W 82-62
11/23	Teikyo Post	W 80-72
12/1	AIC	L 72-77

12/7	UMass Lowell	L 77-81
12/17	C. W. Post	L 77-91
12/20	Bryant	L 86-91
12/22	Bentley	L 56-76
1/4	Bloomsburg	L 71-72
1/5	Southampton	L 87-99 OT
1/8	New Haven	W 83-67
1/11	Albany	W 83-77
1/14	So. Conn.	L 69-75
1/16	Stony Brook	W 66-61 2OT
1/18	N.H. College	L 72-83
1/22	Keene State	W 104-76
1/25	N.H. College	L 77-87

SO. CONNECTICUT (16-1, 9-0)

11/22	Teikyo Post	W 106-69
11/23	AIC	W 62-60
11/30	Queens	W 84-66
12/7	Keene State	W 88-57
12/10	Quinnipiac	W 92-60
12/15	Stonehill	W 85-74
12/21	C.W. Post	W 66-64
12/27	Pace	L 96-100 4OT
12/28	Plymouth State	W 87-60
1/8	N.H. College	W 88-72
1/11	New Haven	W 91-74
1/14	Sacred Heart	W 75-69
1/16	Albany	W 67-60
1/18	UMass Lowell	W 72-61
1/20	Stony Brook	W 82-61
1/22	Franklin Pierce	W 72-54
1/25	UMass Lowell	W 75-69

STONY BROOK (8-8, 5-5)

11/16	Daemen	W 73-63
11/22	Hofstra	L 42-55
11/26	Adelphi	W 65-62
12/2	Molloy	L 47-76
12/13	Franklin Pierce	L 58-59
12/28	Teikyo Post	W 80-60
12/29	NYIT	L 53-68
1/6	New Haven	W 59-45
1/8	UMass Lowell	L 45-60
1/11	N.H. College	L 68-92
1/14	New Haven	W 66-53
1/16	Sacred Heart	L 61-66 2OT
1/18	Keene State	W 77-74 2OT
1/20	So. Conn.	L 61-82
1/22	Bridgeport	W 87-85 2OT
1/25	Keene State	W 51-45



David Rourke, Media Relations Director
c/o University of Massachusetts Lowell
One University Avenue, Lowell, MA 01854
Phone: (508) 934-2351; Fax: (508) 934-2313



FOR IMMEDIATE RELEASE: JANUARY 27, 1997

NEW ENGLAND COLLEGIATE CONFERENCE
1996-97 WOMEN'S BASKETBALL

TEAM	NECC			OVERALL			STREAK
	W	L	PCT.	W	L	PCT.	
UMass Lowell	9	0	1.000	14	3	.824	Won 8
Albany	8	2	.800	13	4	.765	Won 2
Franklin Pierce	7	2	.778	9	8	.529	Won 3
Bridgeport	5	3	.625	11	5	.688	Lost 1
New Haven	5	5	.500	10	8	.556	Lost 1
Sacred Heart	4	4	.500	8	8	.500	Won 2
New Hampshire College	3	6	.333	5	10	.333	Lost 2
Keene State	2	8	.200	6	9	.400	Won 1
Stony Brook	2	8	.200	6	12	.333	Lost 2
Southern Connecticut	1	8	.111	7	9	.438	Lost 8

NEW ENGLAND COLLEGIATE CONFERENCE PLAYER OF THE WEEK

KARI HUNT, FRANKLIN PIERCE (So, G, Jaffrey, N.H.) Opened the week with 19 points, career-high 15 rebounds and six assists in a 78-64 win over Albany, followed with 17 points, six rebounds in a 74-60 win at Southern Connecticut and closed the week with 15 points, seven rebounds and three assists in a 73-68 win over Bridgeport.

NEW ENGLAND COLLEGIATE CONFERENCE ROOKIE OF THE WEEK

ANGELICA KADENAS, BRIDGEPORT (Fr, C Lodi, N.J.) Averaged 20 points and nine rebounds in a 1-1 week for the Purple Knights. Scored 21 points and grabbed eight rebounds in a 85-59 win over Stony Brook and netted 19 points and grabbed 10 rebounds in a 73-68 loss to Franklin Pierce.

HONOR ROLL: MICHELE DAVIS, ALBANY (Sr, G/F, New Hartford, N.Y.) Averaged 16.3 points, 4.3 rebounds, 2.7 assists, two steals, and 1.7 blocks in a 2-1 week for the Great Danes. **MARY HARRISON, ALBANY (Fr, F/C, Cold Springs Harbor, N.Y.)** Averaged 11 points, including 52 percent shooting from the floor, and eight rebounds in three games for Albany. **SARAH WILFONG, BRIDGEPORT (Sr, G, Wadsworth, Ohio)** Averaged 11 points, 7.5 rebounds and five assists in two games for the Purple Knights. **DEBBIE STILES, FRANKLIN PIERCE (So, C, Poultney, Vt.)** Scored 25 points, grabbed 15 rebounds and had three blocks in a 78-63 win over Albany and netted 17 points, grabbed 11 boards and had six blocks in a 73-68 win over Bridgeport. **KERRI MARTIN, KEENE STATE (Sr, F, Bayport, N.Y.)** Averaged 15.5 points and 8.5 rebounds in two games this week for the Owls. **SHEILA KNOWER, UMASS LOWELL (Jr, F, Templeton, Mass.)** Averaged 15 points in a 2-0 week for the River Hawks, including 18 points in a 66-57 victory over New Haven. **KRISTIN CROTEAU, NEW HAMPSHIRE COLLEGE (Sr, F, Oxford, Mass.)** Averaged 12.5 points and six rebounds in two games for the Penwomen. Scored 16 points and grabbed six rebounds in a 68-56 loss at Sacred Heart. **CHRIS PERKINS, SACRED HEART (Jr, G, Waterford, Conn.)** Averaged 13 points and eight rebounds in a 2-0 week for the Pioneers. Netted 15 points and grabbed nine rebounds in a 73-61 win over Keene State. **SHERRY FAIRCLOTH, SOUTHERN CONNECTICUT (Sr, F, East Haddam, Conn.)** Averaged 18.3 points for the week in three games along with 4.7 boards and two steals per contest. **LAUREN RUANE, STONY BROOK (So, G, Richmond Hill, N.Y.)** Scored 16 points, dished out five assists, grabbed six rebounds and had six steals in a 74-56 win over Southern Connecticut.

THIS WEEK'S SCHEDULE:

Mon. Jan. 27th: Sacred Heart at Bridgeport, 5:30 p.m.
Tues. Jan. 28th: UMass Lowell at New Hampshire College, 5:30 p.m.
Wed. Jan. 29th: Stony Brook at Albany, 5:30 p.m.; Southern Connecticut at Bridgeport, 5:30 p.m.; New Haven at Keene State, 5:30 p.m.; Franklin Pierce at Sacred Heart, 6:00 p.m.
Thu. Jan. 30th: Saint Anselm at New Hampshire College, 5:30 p.m.
Sat. Feb. 1st: Franklin Pierce at Keene State, 2:00 p.m.; Stony Brook at New Hampshire College, 2:00 p.m.; Albany at Sacred Heart, 2:00 p.m.; Bridgeport at UMass Lowell, 2:00 p.m.; New Haven at Southern Connecticut, 4:00 p.m.

**NEW ENGLAND COLLEGIATE CONFERENCE WOMEN'S BASKETBALL
TEAM STATISTICS (GAMES PLAYED THROUGH JANUARY 26, 1997)**

<u>SCORING OFFENSE</u>	<u>G</u>	<u>PTS</u>	<u>AVG</u>	<u>SCORING MARGIN</u>	<u>OWN</u>	<u>OPP</u>	<u>MAR</u>
Bridgeport	16	1141	71.3	Bridgeport	1141	990	9.4
Albany	17	1180	69.4	Albany	1180	1055	7.3
UMass Lowell	17	1158	68.1	UMass Lowell	1158	1039	7.0
New Haven	18	1215	67.5	Franklin Pierce	1110	1043	3.9
Sacred Heart	16	1068	66.7	New Haven	1215	1185	1.7
Franklin Pierce	17	1110	65.3	Sacred Heart	1068	1051	1.0
New Hampshire College	15	967	64.5	Keene State	906	926	-1.3
Southern Connecticut	16	1029	64.3	Southern Connecticut	1029	1083	-3.4
Keene State	15	906	60.4	Stony Brook	1083	1153	-3.9
Stony Brook	18	1083	60.2	New Hampshire College	967	1067	-6.7
<u>SCORING DEFENSE</u>	<u>G</u>	<u>PTS</u>	<u>AVG</u>	<u>FG PCT DEFENSE</u>	<u>FGM</u>	<u>FGA</u>	<u>PCT</u>
UMass Lowell	17	1039	61.1	Bridgeport	374	1043	.358
Franklin Pierce	17	1043	61.4	Albany	367	1022	.359
Keene State	15	926	61.7	Southern Connecticut	376	998	.362
Bridgeport	16	990	61.9	Franklin Pierce	386	1056	.366
Albany	17	1055	62.1	Sacred Heart	370	1009	.367
Stony Brook	18	1153	64.1	UMass Lowell	371	1001	.371
Sacred Heart	16	1051	65.7	Keene State	336	889	.378
New Haven	18	1185	65.8	New Hampshire college	371	929	.399
Southern Connecticut	16	1083	67.7	Stony Brook	421	1050	.401
New Hampshire College	15	1067	71.1	New Haven	455	1065	.427
<u>FIELD GOAL PCT</u>	<u>FGM</u>	<u>FGA</u>	<u>PCT</u>	<u>3PTFG/GAME</u>	<u>G</u>	<u>3PTFGM</u>	<u>AVG</u>
Albany	455	1094	.416	Sacred Heart	16	96	6.0
Bridgeport	404	989	.408	Franklin Pierce	17	92	5.4
New Hampshire College	390	982	.397	Bridgeport	16	84	5.3
Franklin Pierce	386	974	.396	Albany	17	77	4.5
Sacred Heart	278	963	.393	Southern Connecticut	16	71	4.4
New Haven	456	1163	.392	Keene State	15	57	3.8
Stony Brook	408	1077	.379	Southern Connecticut	18	67	3.7
UMass Lowell	436	1176	.371	UMass Lowell	17	51	3.0
Keene State	305	825	.370	Stony Brook	18	47	2.6
Southern Connecticut	387	1069	.362	New Hampshire College	15	32	2.1
<u>3PTFG PCT</u>	<u>FGM</u>	<u>FGA</u>	<u>PCT</u>	<u>REBOUND MARGIN</u>	<u>OWN</u>	<u>OPP</u>	<u>MAR</u>
Bridgeport	84	210	.400	UMass Lowell	857	681	10.3
Franklin Pierce	92	270	.341	Bridgeport	813	668	9.1
Albany	77	238	.324	New Hampshire College	701	600	6.7
New Haven	67	222	.302	Stony Brook	756	718	2.1
Sacred Heart	96	320	.300	Sacred Heart	688	675	0.8
Southern Connecticut	71	225	.278	New Haven	747	734	0.7
Keene State	57	211	.270	Albany	716	725	-0.5
UMass Lowell	51	204	.250	Franklin Pierce	691	727	-2.2
Stony Brook	47	191	.246	Southern Connecticut	710	776	-4.1
New Hampshire College	32	134	.239	Keene State	578	634	-5.8
<u>FREE THROW PCT</u>	<u>FTM</u>	<u>FTA</u>	<u>PCT</u>				
Sacred Heart	216	295	.732				
Bridgeport	249	275	.664				
Keene State	239	362	.660				
New Haven	236	373	.633				
UMass Lowell	235	375	.627				
Franklin Pierce	246	394	.624				
Albany	193	317	.609				
New Hampshire College	155	257	.603				
Stony Brook	220	365	.603				
Southern Connecticut	184	319	.577				

**NEW ENGLAND COLLEGIATE CONFERENCE WOMEN'S BASKETBALL
INDIVIDUAL STATISTICS (GAMES PLAYED THROUGH JANUARY 26, 1997)**

SCORING

	G	FG	3FG	FT	PTS	AVG
Sherry Faircloth, SCSU	15	110	1	50	271	18.1
Tiesha Grace, UNH	17	110	0	49	269	15.8
Kristen Breen, SCSU	16	81	44	33	239	14.9
Michele Davis, UA	17	90	33	33	246	14.5
Sarah Wilfong, UB	16	69	24	55	217	13.6
Juanita Brown, FPC	17	86	24	36	232	13.6
Debbie Stiles, FPC	15	74	0	56	204	13.6
Judy Izzo, KSC	14	61	17	51	190	13.6
Kristin Croteau, NHC	15	82	0	39	203	13.5
Chrissie Perkins, SHU	16	71	26	45	213	13.3

REBOUNDING

	G	REB	AVG
Tiesha Grace, UNH	17	169	9.9
Debbie Stiles, FPC	15	146	9.7
Debbie Henderson, UML	17	161	9.5
Heather Yablonski, SHU	16	151	9.4
Chris Padula, NHC	15	130	8.7
Jessica Bruce, UML	17	142	8.4
Angela Beaudoin, FPC	17	135	7.9
Angelica Kadenas, UB	15	117	7.8
Nicole Adcock, SCSU	16	123	7.7
Tajuana Peoples, UB	16	122	7.6

3FG MADE

	G	NO	AVG
Kristen Breen, SCSU	16	44	2.8
Becky Snow, UNH	18	39	2.2
Michele Davis, UA	17	33	1.9
Chrissie Perkins, SHU	16	26	1.6
Desiree Hutchins, FPC	17	28	1.6
Kari Hunt, FPC	17	25	1.5
Sarah Wilfong, UB	16	24	1.5
Dana Williams, UB	16	22	1.4
Juanita Brown, FPC	17	24	1.4
Kate Simmons, UNH	18	26	1.4

ASSISTS

	G	AST	AVG
Jen Ryan, NHC	15	75	5.0
Kelly Hall, KSC	13	64	4.9
Desiree Arbucho, UB	16	73	4.6
Sarah Wilfong, UB	16	72	4.5
Cindy Young, FPC	17	73	4.3
Samantha Ginsberg, UA	17	75	4.4
Kristy Conyers, UNH	18	68	3.8
Marsha Blalock, UML	17	65	3.8
Dana Williams, UB	16	58	3.6
Chris Padula, NHC	15	50	3.3

STEALS

	G	ST	AVG
Kristy Conyers, UNH	18	59	3.3
Lauren Ruane, USB	18	55	3.1
Samantha Ginsberg, UA	17	45	2.6
Kelly Paolino, UA	17	42	2.5
Dana Williams, UB	16	37	2.3
Chris Padula, NHC	15	34	2.3
Sherry Faircloth, SCSU	15	34	2.3
Jen Ryan, NHC	15	34	2.2
Marsha Blalock, UML	17	37	2.2

FG PERCENTAGE

	G	FGM	FGA	PCT
Heather Yablonski, SHU	16	81	153	.529
Chris Padula, NHC	15	65	124	.524
Debbie Stiles, FPC	15	74	144	.514
Beth Grys, USB	18	79	157	.503
Kristy Conyers, UNH	18	44	88	.500
Kristin Croteau, NHC	15	82	168	.488
Angelica Kadenas, UB	15	76	156	.487
Kerri Martin, KSC	14	57	118	.483
Lindsay Arnold, KSC	15	61	130	.469
Tiesha Grace, UNH	17	110	237	.464

3FG PERCENTAGE

	G	3FG	FGA	PCT
Sarah Wilfong, UB	16	24	50	.480
Kari Hunt, FPC	17	25	54	.463
Chrissie Perkins, SHU	13	23	62	.371
Michele Davis, UA	17	33	93	.355
Chrissie Perkins, SHU	16	26	77	.338
Dana Williams, UB	16	22	66	.333
Kristen Breen, SCSU	16	44	135	.324
Kate Simmons, UNH	18	26	83	.313
Becky Snow, UNH	18	39	126	.310

FT PERCENTAGE

	G	FT	FTA	PCT
Jessica Bresnahan, SHU	16	30	35	.857
Beth Huber, SHU	16	37	46	.804
Becky Snow, UNH	18	29	37	.784
Alice Adams, KSC	12	20	26	.769
Diane DiRoma, UML	17	59	79	.747
Michele Davis, UA	14	31	42	.738
Jackie Byrne, USB	18	50	68	.735
Kate Simmons, UNH	18	40	55	.727
Desiree Arbucho, UB	14	23	32	.720
Sarah Wilfong, UB	16	55	77	.714

BLOCKED SHOTS

	G	BS	AVG
Debbie Stiles, FPC	17	39	2.3
Jessica Bruce, UML	17	24	1.4
Heather Yablonski, SHU	16	21	1.3
Melissa Schoonover, UA	17	21	1.2
Kristin Croteau, NHC	15	15	1.0
Katherine Thompson, UB	16	16	1.0
Maureen Jennngs, UML	17	13	0.8
Tiesha Grace, UNH	17	10	0.6
Melissa O'Connell, UNH	17	9	0.5

**NEW ENGLAND COLLEGIATE CONFERENCE WOMEN'S BASKETBALL
TEAM RESULTS (GAMES PLAYED THRU JANUARY 26, 1997)**

ALBANY(13-4, 8-2)

11/18	Merrimack	L 58-84
11/23	Southampton	L 71-72
11/26	Dominican	W 71-68
12/1	SUNY New Paltz	W 91-37
12/4	UMass Lowell	L 63-66
12/7	Bridgeport	W 57-56
12/14	Keene State	W 74-56
12/30	Quinnipiac	W 69-67
1/5	LeMoyne	W 61-58
1/7	Columbia Union	W 66-44
1/11	Sacred Heart	W 77-70
1/14	Keene State	W 58-50
1/16	So. Connecticut	W 76-75
1/18	New Haven	W 78-69
1/20	Franklin Pierce	L 64-78
1/22	N.H. College	W 78-46
1/25	New Haven	W 68-59

BRIDGEPORT(11-5, 5-3)

11/16	Teikyo Post	W 63-39
11/17	Mercy	W 93-68
11/20	Bryant	L 73-76
11/23	LIU-Brooklyn	W 72-68
11/30	LIU C.W. Post	W 87-54
12/7	Albany	L 56-57
12/27	Ald. Broaddas	L 53-75
12/28	Bryant	W 75-70
12/29	Franklin Pierce	W 72-57
1/8	Keene State	W 57-52
1/11	UMass Lowell	L 68-79
1/14	N.H. College	W 77-66
1/16	New Haven	W 73-54
1/18	Franklin Pierce	W 64-53
1/22	Stony Brook	W 85-59
1/25	Franklin Pierce	L 62-73

FRANKLIN PIERCE(9-8, 7-2)

11/16	St. Anselm	L 58-62
11/17	Queens	W 67-41
11/26	Assumption	L 61-63
12/4	AIC	L 55-61
12/10	New Haven	W 66-61
12/13	Stony Brook	W 55-54
12/27	Bryant	W 71-45
12/28	St. Rose	L 57-71
12/29	Bridgeport	L 57-72
1/5	Stonehill	L 73-80
1/11	Keene State	W 69-38
1/14	UMass Lowell	L 64-67
1/16	N.H. College	W 81-68
1/18	Bridgeport	L 53-64
1/20	Albany	W 78-63
1/22	So. Connecticut	W 74-60
1/25	Bridgeport	W 73-68

KEENE STATE(6-9, 2-8)

11/30	WNEC	W 71-44
12/1	R.I. College	W 80-77 OT
12/4	N.H. College	L 56-67
12/14	Albany	L 56-74
12/18	Assumption	L 55-62
12/21	Teikyo Post	W 95-35
1/4	Middlebury	W 74-61 OT
1/8	Bridgeport	L 52-57
1/11	Franklin Pierce	L 38-69
1/14	Albany	L 50-58

1/16	UMass Lowell	L 47-71
1/18	Stony Brook	W 64-56
1/22	Sacred Heart	L 61-73
1/25	Stony Brook	W 49-48

UMASS LOWELL(14-3, 9-0)

11/16	Stonehill	W 61-52
11/17	St. Michael's	W 77-62
11/23	St. Rose	L 42-77
11/24	Phila. Textile	W 82-75
11/27	Bentley	L 51-69
12/1	Bryant	W 73-57
12/4	Albany	W 66-63
12/7	Sacred Heart	W 71-64
12/9	St. Anselm	L 74-80 OT
12/11	Merrimack	W 61-59
1/8	Stony Brook	W 73-52
1/11	Bridgeport	W 79-68
1/14	Franklin Pierce	W 67-64
1/16	Keene State	W 71-47
1/18	So. Conn.	W 85-52
1/20	New Haven	W 66-57
1/25	So. Conn.	W 59-41

N.H. COLLEGE(5-10, 3-6)

11/16	Queens	W 69-49
11/17	St. Anselm	L 46-74
11/26	Merrimack	L 62-74
12/1	Assumption	L 69-70
12/4	Keene State	W 67-56
12/7	New Haven	L 72-82
12/22	St. Michael's	L 70-86
1/5	Bryant	W 75-72
1/8	So. Conn.	W 86-79
1/11	Stony Brook	L 55-58
1/14	Bridgeport	L 56-76
1/16	Franklin Pierce	L 68-81
1/18	Sacred Heart	W 70-64
1/22	Albany	L 46-78
1/25	Sacred Heart	L 56-68

NEW HAVEN(9-7, 5-5)

11/18	Quinnipiac	W 75-70
11/23	Stonehill	L 58-80
11/26	Bryant	W 88-83
11/30	Bloomsburg	W 68-62
12/1	Adelphi	W 67-65
12/5	Bentley	L 53-84
12/7	N.H. College	W 82-72
12/10	Franklin Pierce	L 61-66
1/4	Assumption	L 60-68
1/6	Stony Brook	W 65-51
1/8	Sacred Heart	W 69-56
1/11	So. Conn.	W 81-51
1/14	Stony Brook	W 71-50
1/16	Bridgeport	L 54-73
1/18	Albany	L 69-78
1/20	UMass Lowell	L 57-66
1/25	Albany	L 68-59

SACRED HEART(8-8, 4-4)

11/16	Quinnipiac	W 62-60
11/21	Assumption	W 74-63
11/23	E. Stroudsburg	W 71-61
11/24	W.V. Wesleyan	L 58-86
12/1	Stonehill	L 55-69
12/7	UMass Lowell	L 64-71

12/17	AIC	L 52-71
12/21	Bentley	W 88-74
1/4	St. Michael's	L 59-61
1/8	New Haven	L 56-69
1/11	Albany	L 70-77
1/14	So. Conn.	W 69-65
1/16	Stony Brook	W 67-55
1/18	N.H. College	L 64-70
1/22	Keene State	W 71-63
1/25	N.H. College	W 68-56

SO. CONNECTICUT(7-9, 1-8)

11/15	Bluefield State	W 68-61
11/16	Kutztown	L 65-74 OT
11/19	Teikyo Post	W 67-62
11/21	Molloy	W 81-54
11/26	Quinnipiac	W 67-59
12/3	Dowling	W 68-66
12/7	Keene State	W 66-55
12/9	Concordia	W 68-48
1/8	N.H. College	L 78-86
1/11	New Haven	L 51-81
1/14	Sacred Heart	L 65-69
1/16	Albany	L 75-76
1/18	UMass Lowell	L 52-85
1/20	Stony Brook	L 56-74
1/22	Franklin Pierce	L 60-74
1/25	UMass Lowell	L 41-59

STONY BROOK(6-12, 2-8)

11/22	Cal Lutheran	L 73-74
11/23	Cal Baptist	W 68-51
11/25	Chapman	W 65-60
11/30	Millersville	L 73-82
12/3	Queens	W 72-58
12/5	Adelphi	W 63-49
12/13	Franklin Pierce	L 55-66
12/30	Dowling	L 61-66
1/3	West Chester	L 50-72
1/6	New Haven	L 51-65
1/8	UMass Lowell	L 52-73
1/11	N.H. College	W 58-55
1/14	New Haven	L 50-71
1/16	Sacred Heart	L 55-67
1/18	Keene State	L 56-64
1/20	So. Conn.	W 74-56
1/22	Bridgeport	L 59-85
1/25	Keene State	L 48-49

COMMISSIONER:

William M. Moore
P.O. Box 1307
Farmington, CT 06034
Phone: (860) 677-1269
FAX: (860) 674-8363



MEDIA RELATIONS DIRECTOR:

Jeff Bernstein
University of New Haven
300 Orange Ave.
West Haven, CT 06516
Phone: (203) 931-1326
FAX: (203) 931-1324

FOR IMMEDIATE RELEASE: January 20, 1997

**NEW ENGLAND COLLEGIATE CONFERENCE
1996-97 MEN'S BASKETBALL
REPORT #9**

	NECC	PCT.	ALL GAMES	PCT.	STREAK
Southern Connecticut	6-0	1.000	13-1	.929	WON 3
New Hampshire College	6-1	.857	13-1	.929	WON 4
Franklin Pierce	5-1	.833	6-8	.429	WON 1
UMass Lowell	6-2	.750	10-6	.625	LOST 1
Albany	4-4	.500	11-5	.688	WON 1
Sacred Heart	3-3	.500	5-9	.357	LOST 1
Stony Brook	3-4	.429	6-7	.461	WON 1
Bridgeport	1-5	.166	4-10	.286	LOST 4
New Haven	1-7	.125	2-14	.125	LOST 1
Keene State	0-8	.000	1-11	.083	LOST 5

PLAYER OF THE WEEK: Orlando Ranson, New Hampshire College (So., G, 6-3, Baltimore, MD) Averaged 16.3 points and 6.3 rebounds in a 3-0 week.

ROOKIE OF THE WEEK: Todd Cetnar, University at Albany (Fr., G, 6-0 Amsterdam, N.Y.) Averaged 10.0 points in a 2-1 week.

HONOR ROLL: Scott Smith, NHC (Sr., F, 6-6, East Hampton, N.Y.) Averaged 19.7 points in a 3-0 week; Tarik Sheppard, NHC (So., F, 6-5, New York, N.Y.) Averaged 13.7 points in a 3-0 week; Jason Basso, NHC (Fr., G, 6-4, Harrison, N.Y.) Totaled 24 points, 12 rebounds and eight assists in a 3-0 week; Tom McGoldrick, UA (Jr., F, 6-5, Smithtown, N.Y.) Averaged 15.0 points and 5.7 rebounds and 2.7 steals in a 2-1 week; Tim Greene, SCSU (Sr., G, 6-3, Bronx, N.Y.) Averaged 15.0 points in a 3-0 week; Jim Borodawka, UML (Sr., G, 6-0, Lowell Mass.) Averaged 14.0 points and 3.7 assists in a 1-2 week; Rich Bahlmann, KSC (Jr., G, 6-4, Point Pleasant, N.J.) Averaged 16.3 points in a 0-3 week; Steve Treffiletti, KSC (Fr., G, Clifton Park, N.Y.) Scored 12 points against USB; Larry Gibson, USB (Jr., G, 6-1, Far Rockaway, N.Y.) Scored 44 points in a 2-1 week; Rob Hartman, USB, (Fr., F/G, 6-1, Queens, N.Y.) Scored 14 points, plus layup at buzzer to beat KSC in double-overtime; John L'Heureux, FPC (Sr., C, 6-8, Old Town ME) Scored 44 points, 27 rebounds and 10 assists in a 2-1 week; Rod Toppin, SHU (Sr., F/C, 6-5, Blairs, Va.) Averaged 13.3 points and eight rebounds in a 1-2 week, including 19 points and 14 rebounds in 66-61 OT win over USB.

NCAA DIVISION II MEN'S BASKETBALL NORTHEAST REGION POLL: (with records through January 20, 1997)

1. SOUTHERN CONNECTICUT STATE UNIVERSITY (13-1); 2. NEW HAMPSHIRE COLLEGE (13-1); 3. Bryant College (11-3); 4. College of Saint Rose (14-4); 5. Adelphi University (11-4); 6. Saint Michael's College (11-4); Others receiving votes: Bentley College (11-4); LIU-C.W. Post (10-4)





1996-97 NECC MEN'S STATS



<u>Scoring</u>	<u>G</u>	<u>FG</u>	<u>3PT</u>	<u>FT</u>	<u>PTS</u>	<u>AVG</u>
Vondell Wright, Bridgeport	14	110	38	43	301	21.5
Jermaine Carter, Southern Connecticut	14	108	0	29	245	17.5
Ben Mitchell, Franklin Pierce	13	92	16	28	228	17.5
Tim Greene, Southern Connecticut	14	90	17	45	242	17.3
Scott Smith, New Hampshire College	14	96	10	41	243	17.4
Louis Frye, Sacred Heart	14	95	30	14	234	16.7
Shawon Moncrief, New Hampshire College	13	77	17	39	210	16.2
Orlando Ranson, New Hampshire College	14	71	27	49	218	15.6
Brian Hennessy, Stony Brook	13	63	35	40	201	15.5
Andre Duncan, Albany	16	94	6	43	237	14.8
Jim Borodawka, UMass Lowell	15	77	28	36	218	14.5
Jeritt Lewis, Southern Connecticut	14	75	9	40	199	14.2
Tom McGoldrick, Albany	16	82	5	57	226	14.1
Joe Doyle, Sacred Heart	14	65	6	60	196	14.0

<u>Rebounding</u>	<u>G</u>	<u>Reb.</u>	<u>Avg.</u>
John L'Heureux, FPC	14	143	10.2
Shalawn Miller, UML	16	146	9.1
Jon Blandin, SCSU	13	118	9.1
Rod Toppin, SHU	14	124	8.9
Ozier Hastings, UB	14	121	8.6
Scott Smith, NHC	14	106	7.6
Steve Bynum, UNH	16	118	7.4
Ryan Brenner, UA	16	116	7.3
Andre Duncan, UA	16	112	7.0
Ben Mitchell, FPC	13	79	6.1

<u>3-PT. Made</u>	<u>G</u>	<u>FG-FGA</u>	<u>AVG.</u>
Darrin Jahnel, UA	16	52-116	3.2
Vondell Wright, UB	14	38-85	2.7
Brian Hennessy, USB	13	35-89	2.7
Doug Jenkins, KSC	12	28-61	2.3
Louis Frye, SHU	14	30-86	2.1
Orlando Ranson, NHC	14	27-65	1.9
Jim Borodawka, UML	15	28-49	1.9
Ray Blackwell, NHC	14	23-48	1.6
T.J. Butler, FPC	14	22-56	1.6
Shanendon Cartwright, FPC	14	22-62	1.6
Josh Davalli, UML	16	24-69	1.5

<u>Assists</u>	<u>G</u>	<u>Assists</u>	<u>AVG.</u>
Orlando Ranson, NHC	14	117	8.4
Tim Greene, SCSU	14	71	5.1
Sean Williams, FPC	7	33	4.7
James Buzzzone, UB	9	34	3.8
Larry Gibson, USB	13	48	3.6
Ray Blackwell, NHC	14	49	3.5
Ernest Sampson, UNH	16	55	3.4
Mike Donnelly, SHU	14	47	3.4
Rueben Taylor-Green, KSC	11	38	3.4
T.J. Butler, FPC	14	43	3.1

<u>Steals</u>	<u>G</u>	<u>Steals</u>	<u>AVG.</u>
Rueben Taylor-Green, KSC	11	27	2.4
Tim Greene, SCSU	14	33	2.4
Joe Doyle, SHU	14	31	2.2
Larry Gibson, USB	13	28	2.2
Ozier Hastings, UB	14	29	2.1
Jermaine Carter, SCSU	14	29	2.1
Tom McGoldrick, UA	16	33	2.1
Shawon Moncrief, NHC	13	23	1.8

<u>F-G %</u>	<u>G</u>	<u>FG-FGA</u>	<u>PCT.</u>
Scott Smith, NHC	14	96-153	.627
Shawon Moncrief, NHC	13	77-132	.583
Tim Greene, SCSU	14	90-161	.559
Mark Davis, UML	15	86-156	.551
Jim Borodawka, UML	15	77-140	.550
Jeritt Lewis, SCSU	14	75-141	.532
Tom McGoldrick, UA	16	82-157	.522
Jon Blandin, SCSU	13	41-79	.519
Steve Bynum, UNH	16	84-166	.506
Ben Mitchell, FPC	13	92-183	.503

<u>3pt FG %</u>	<u>G</u>	<u>3FG-FGA</u>	<u>PCT.</u>
Jim Borodawka, UML	15	28-49	.571
Ray Blackwell, NHC	14	23-48	.479
Doug Jenkins, KSC	12	28-61	.459
Ben Mitchell, FPC	13	16-35	.457
Vondell Wright, UB	14	38-85	.450
Darrin Jahnel, UA	16	52-116	.448
Rich Dormer, UA	16	23-54	.426
T.J. Trimboli, SCSU	14	11-26	.423
Matthew Haggarty, UA	13	17-41	.415
T.J. Butler, FPC	14	22-56	.393

<u>Free Throw %</u>	<u>G</u>	<u>FT-FTA</u>	<u>PCT.</u>
Doug Jenkins, KSC	12	35-39	.897
Jim Borodawka, UML	15	36-42	.857
Brian Hennessy, USB	13	40-48	.833
James Buzzzone, UB	9	25-30	.830
Jeritt Lewis, SCSU	14	40-50	.800
Tom McGoldrick, UA	16	57-72	.792
Scott Smith, NHC	14	41-52	.788
T.J. Trimboli, SCSU	14	28-36	.778
Vondell Wright, UB	14	45-57	.750

<u>Blocks</u>	<u>G</u>	<u>BLOCKS</u>	<u>AVG.</u>
Louis Frye, SHU	14	34	2.4
Shalawn Miller, UML	16	30	1.9
John L'Heureux, FPC	14	25	1.8
Eric von der Linden, KSC	11	19	1.7
Ryan McDermott, USB	13	18	1.38
Andre Duncan, UA	16	22	1.38
Jon Blandin, SCSU	13	15	1.15



1996-97 NECC MEN'S TEAM STATS



<u>Scoring Offense</u>	<u>G</u>	<u>PTS</u>	<u>AVG.</u>
New Hampshire College	14	1226	87.6
Southern Connecticut	14	1169	83.5
Albany	16	1278	79.9
Sacred Heart	14	1061	75.8
Keene State	12	846	70.5
Bridgeport	14	985	70.4
UMass Lowell	16	1102	68.9
New Haven	16	1081	67.5
Franklin Pierce	14	917	65.5
Stony Brook	13	803	61.8

<u>Scoring Defense</u>	<u>G</u>	<u>PTS</u>	<u>AVG</u>
Stony Brook	13	831	63.9
Franklin Pierce	14	900	64.3
Albany	16	1060	66.3
UMass Lowell	16	1088	68.0
Southern Connecticut	14	956	68.3
New Hampshire College	14	1058	75.6
Sacred Heart	14	1084	77.4
Bridgeport	14	1200	85.7
Keene State	12	1029	85.8
New Haven	16	1483	92.6

<u>Field Goal %</u>	<u>G</u>	<u>FG-FGA</u>	<u>PCT</u>
Southern Connecticut	14	449-891	.504
New Hampshire College	14	425-844	.504
UMass Lowell	16	398-879	.453
Franklin Pierce	14	344-766	.449
New Haven	16	398-893	.447
Albany	16	465-1090	.427
Sacred Heart	14	390-919	.424
Bridgeport	14	335-830	.410
Stony Brook	13	279-690	.404
Keene State	12	290-731	.397

<u>Free Throw %</u>	<u>G</u>	<u>FT-FTA</u>	<u>PCT.</u>
New Hampshire College	14	259-355	.730
Stony Brook	13	168-237	.709
Albany	16	212-302	.702
Bridgeport	14	237-338	.700
Southern Connecticut	14	225-334	.674
Keene State	12	197-293	.672
Sacred Heart	14	195-306	.637
UMass Lowell	16	205-322	.637
New Haven	16	231-370	.624
Franklin Pierce	14	149-257	.580

<u>3pt FG%</u>	<u>G</u>	<u>3FG-FGAPCT.</u>
New Hampshire College	14	117-258 .453
Bridgeport	14	72-187 .390
Albany	16	136-358 .380
Southern Connecticut	14	46-124 .371
Stony Brook	13	77-209 .368
UMass Lowell	16	101-280 .361
Franklin Pierce	14	80-227 .352
New Haven	16	61-183 .333
Sacred Heart	14	86-261 .330
Keene State	12	69-211 .327

<u>Scoring Margin</u>	<u>G</u>	<u>PTS</u>	<u>OPP</u>	<u>MAR.</u>
Southern Connecticut	14	1169	956	15.2
Albany	16	1278	1060	13.6
New Hampshire College	14	1226	1058	12.0
UMass Lowell	16	1102	1088	0.9
Franklin Pierce	14	917	900	-1.2
Sacred Heart	14	1061	1084	-1.6
Stony Brook	13	803	831	-2.2
Keene State	12	846	1029	-15.2
Bridgeport	14	985	1200	-15.3
New Haven	16	1081	1483	-25.1

<u>Rebound Margin</u>	<u>G</u>	<u>REB</u>	<u>OPP</u>	<u>MAR.</u>
Southern Connecticut	14	600	481	8.5
Albany	16	664	616	3.0
New Hampshire College	14	539	502	2.6
Sacred Heart	14	574	558	1.1
Franklin Pierce	14	515	508	0.5
UMass Lowell	16	581	610	-1.8
New Haven	16	507	548	-2.5
Stony Brook	13	427	508	-6.2
Keene State	12	412	512	-8.3
Bridgeport	14	536	710	-12.4

<u>FG% Defense</u>	<u>G</u>	<u>FG-FGA</u>	<u>PCT.</u>
Southern Connecticut	14	337-845	.399
UMass Lowell	16	402-1004	.400
Franklin Pierce	14	317-778	.407
Albany	16	390-951	.410
Stony Brook	13	297-714	.416
Sacred Heart	14	383-879	.436
New Hampshire College	14	398-901	.442
Bridgeport	14	453-986	.460
Keene State	12	350-714	.490
New Haven	16	460-873	.527

<u>3pt FG/Game</u>	<u>G</u>	<u>3FGM</u>	<u>AVG.</u>
Albany	16	136-358	8.5
New Hampshire College	14	117-258	8.4
UMass Lowell	16	101-280	6.3
Sacred Heart	14	86-261	6.1
Stony Brook	13	77-209	5.9
Keene State	12	69-211	5.7
Franklin Pierce	14	80-227	5.7
Bridgeport	14	72-187	5.1
New Haven	16	61-183	3.8
Southern Connecticut	14	46-124	3.3



1996-97 NECC MEN'S RESULTS



ALBANY (11-5, 4-4)

11/17 - Maine-Preque Isle, W, 80-59
 11/20 - LeMoyne, W, 72-69
 11/26 - Old Westbury, W, 75-53
 12/1 - East Stroudsburg, W, 93-68
 12/4 - UMass Lowell, L, 59-63
 12/7 - Bridgeport, W, 107-57
 12/11 - UMass Lowell, L, 64-67
 12/14 - Keene State, W, 90-62
 12/30 - Quinnipiac, W, 50-47
 12/31 - AIC, L, 76-81
 1/6 - Skidmore, W, 91-58
 1/9 - Teikyo Post, W, 100-88 OT
 1/11 - Sacred Heart, L, 77-83
 1/14 - Keene State, W, 89-76
 1/16 - S. Conn., L, 60-67
 1/18 - New Haven, W, 95-62

KEENE STATE

(1-11, 0-8)

11/23 - R. Island College, L, 72-87
 11/25 - Dan. Webster, L, 84-92 2OT
 12/4 - New Hamp. College, L, 80-95
 12/7 - S. Connecticut, L, 57-88
 12/14 - Albany, L, 62-90
 12/28 - W. Conn., L, 79-95
 12/29 - Bates, W, 79-71
 1/8 - Bridgeport, L, 73-94
 1/11 - Franklin Pierce, L, 58-79
 1/14 - Albany, L, 76-89
 1/16 - UMass Lowell, L, 52-72
 1/18 - Stony Brook, L, 74-77 2OT

NEW HAVEN (2-14, 1-7)

11/18 - Quinnipiac, L, 76-84
 11/22 - LIU-Southampton, L, 89-99
 11/23 - Assumption, L, 80-92
 11/26 - Bryant, L, 88-99 OT
 11/30 - Teikyo Post, W, 95-90
 12/7 - New Hamp. College, L, 69-95
 12/10 - Franklin Pierce, L, 61-85
 12/28 - Bentley, L, 66-87
 12/29 - Queens, L, 58-73
 1/4 - AIC, L, 63-88
 1/6 - Stony Brook, L, 45-59
 1/8 - Sacred Heart, L, 67-83
 1/11 - S. Conn., L, 74-91
 1/14 - Stony Brook, L, 74-90
 1/16 - Bridgeport, W, 87-77
 1/18 - Albany, L, 95-62

STONY BROOK

(6-7, 3-4)

11/16 - Dacmen, W, 73-63
 11/22 - Hofstra (DI), L, 42-55
 11/26 - Adelphi, W, 65-62
 12/2 - Molloy, L, 47-76
 12/13 - Franklin Pierce, L, 58-59
 12/28 - Teikyo Post, W, 80-60
 12/29 - NYIT, L, 53-68
 1/6 - New Haven, W, 59-45
 1/8 - UMass Lowell, L, 45-60
 1/11 - N. Hampshire Coll., L, 68-92
 1/14 - New Haven, W, 66-53
 1/16 - Sacred Heart, L, 61-66 2OT
 1/18 - Keene State, W, 77-74 2OT

BRIDGEPORT

(4-10, 1-5)

11/16 - St. Joseph's, W, 98-93
 11/17 - Teikyo Post, W, 87-75
 11/22 - AIC, W, 68-66
 11/23 - LIU-Southampton, L, 94-101
 12/6 - Albany, L, 57-107
 12/12 - Teikyo Post, L, 74-117
 12/27 - Assumption, L, 57-88
 12/28 - Millersville, L, 55-76
 12/29 - Norfolk State, L, 53-78
 1/8 - Keene State, W, 99-73
 1/11 - UMass Lowell, L, 56-71
 1/14 - N. Hamp. Coll., L, 76-101
 1/16 - New Haven, L, 77-87
 1/18 - Franklin Pierce, L, 38-67

UMASS LOWELL

(10-6, 6-2)

11/16 - Quinnipiac, W, 74-58
 11/20 - Saint Anselm, L, 63-73
 11/23 - Merrimack, L, 79-90
 11/26 - Bentley, L, 70-83
 12/1 - Bryant, L, 78-84 OT
 12/4 - Albany, W, 63-59
 12/7 - Sacred Heart, W, 81-77
 12/11 - Albany, W, 67-64
 12/28 - East Stroudsburg, W, 72-66
 12/29 - St. Michael's, W, 73-71 OT
 1/5 - Stonehill, W, 64-59
 1/8 - Stony Brook, W, 60-54
 1/11 - Bridgeport, W, 71-56
 1/14 - Franklin Pierce, L, 54-70
 1/16 - Keene State, W, 72-52
 1/18 - Southern Conn., L, 61-72

SACRED HEART

(5-9, 3-3)

11/22 - Assumption, W, 82-62
 11/23 - Teikyo Post, W, 80-72
 12/1 - AIC, L, 72-77
 12/7 - UMass Lowell, L, 77-81
 12/17 - LIU-C.W. Post, L, 77-91
 12/20 - Bryant, L, 86-91
 12/22 - Bentley, L, 56-76
 1/4 - Bloomsburg, L, 71-72
 1/5 - LIU Southampton, L, 87-99 OT
 1/8 - New Haven, W, 83-67
 1/11 - Albany, W, 83-77
 1/14 - S. Conn., L, 69-75
 1/16 - Stony Brook, W, 66-61 2OT
 1/18 - N. Hamp. Coll., L, 72-83

FRANKLIN PIERCE

(6-8, 5-1)

11/15 - St. Anselm, L, 45-69
 11/16 - Assumption, L, 55-59
 11/19 - Bryant, L, 70-75 OT
 11/23 - St. Michael's, L, 68-77
 12/4 - AIC, W, 72-66
 12/10 - New Haven, W, 85-61
 12/13 - Stony Brook, W, 59-58
 12/30 - Dowling, L, 61-68
 1/3 - Tampa, L, 65-75
 1/4 - Florida Southern, L, 44-61
 1/11 - Keene State, W, 79-58
 1/14 - UMass Lowell, W, 70-54
 1/16 - N. Hamp. Coll., L, 83-79
 1/18 - Bridgeport, W, 67-38

NEW HAMPSHIRE

COLLEGE (13-1, 6-1)

11/15 - Assumption, W, 81-66
 11/16 - St. Anselm, W, 78-76 OT
 11/26 - Merrimack, W, 90-81
 12/4 - Keene State, W, 95-80
 12/7 - New Haven, W, 95-69
 12/19 - Stonehill, W, 87-65
 12/28 - Norfolk State, W, 81-64
 12/29 - St. Rose, W, 88-86 OT
 1/5 - Bryant, W, 100-88
 1/8 - S. Connecticut, L, 72-88
 1/11 - Stony Brook, W, 92-68
 1/14 - Bridgeport, W, 101-76
 1/16 - Franklin Pierce, W, 83-79
 1/18 - Sacred Heart, W, 83-72

SO. CONNECTICUT

(13-1, 6-0)

11/22 - Teikyo Post, W, 106-69
 11/23 - AIC, W, 62-60
 11/30 - Queens, W, 84-66
 12/7 - Keene State, W, 88-57
 12/10 - Quinnipiac, W, 92-60
 12/15 - Stonehill, W, 85-74
 12/21 - LIU-C.W. Post, W, 66-64
 12/27 - Pace, L, 96-100 4OT
 12/28 - Plymouth State, W, 87-60
 1/8 - N. Hampshire Coll., W, 88-72
 1/11 - New Haven, W, 91-74
 1/14 - Sacred Heart, W, 75-69
 1/16 - Albany, W, 67-60
 1/18 - UMass Lowell, W, 72-61




1996-97 NECC MEN'S WEEKLY WINNERS



- 11/18 - Vondell Wright, UB; Scott Smith, NHC (Player); Rob Hartman, USB (Rookie)
 11/24 - Jermaine Carter, SCSU (Player); Steve Serwatka, UNH (Rookie)
 12/1 - Orlando Ranson, NHC (Player); Steve Serwatka, UNH (Rookie)
 12/8 - Shawon Moncrief, NHC (Player); Josh Davalli, UML (Rookie)
 12/15 - Andre Duncan, UA (Player); Josh Davalli, UML (Rookie)
 12/30 - Orlando Ranson, NHC (Player); Ryan McDermott, USB (Rookie)
 1/6 - Shalawn Miller, UML (Player); None selected (Rookie)
 1/13 - Jermaine Carter, SCSU (Player); T.J. Trimboli, SCSU (Rookie)
 1/20 - Orlando Ranson, NHC (Player); Todd Cetnar, UA (Rookie)
 1/27 -
 2/3 -
 2/10 -
 2/17 -
 2/21 -



THIS WEEK'S GAMES



Monday, January 20:

Keene State at Endicott - 7:00 p.m.; NEW HAVEN AT UMASS LOWELL; STONY BROOK AT SOUTHERN CONNECTICUT; ALBANY AT FRANKLIN PIERCE - 7:30 P.M.

Wednesday, January 22:

STONY BROOK AT BRIDGEPORT; SACRED HEART AT KEENE STATE; FRANKLIN PIERCE AT SOUTHERN CONNECTICUT; NEW HAMPSHIRE COLLEGE AT ALBANY - 7:30 P.M.

Saturday, January 25:

UMASS LOWELL AT SOUTHERN CONNECTICUT - 2:00 P.M.; ALBANY AT NEW HAVEN; BRIDGEPORT AT FRANKLIN PIERCE; KEENE STATE AT STONY BROOK; NEW HAMPSHIRE COLLEGE AT SACRED HEART - 4:00 P.M.

COMMISSIONER:

William M. Moore
 P.O. Box 1307
 Farmington, CT 06034
 Phone: (860) 677-1269
 FAX: (860) 674-8363



MEDIA RELATIONS DIRECTOR:

Jeff Bernstein
 University of New Haven
 300 Orange Ave.
 West Haven, CT 06516
 Phone: (203) 931-1326
 FAX: (203) 931-1324

FOR IMMEDIATE RELEASE: January 20, 1997

**NEW ENGLAND COLLEGIATE CONFERENCE
 1996-97 WOMEN'S BASKETBALL
 REPORT #9**

	NECC	PCT.	ALL GAMES	PCT.	STREAK
UMass Lowell	7-0	1.000	12-3	.800	WON 6
Albany	6-1	.857	11-3	.786	WON 9
Bridgeport	4-2	.667	10-4	.714	WON 3
Franklin Pierce	4-2	.667	6-8	.428	LOST 3
New Haven	5-3	.625	9-6	.600	LOST 2
New Hampshire College	3-4	.429	5-8	.385	WON 1
Sacred Heart	2-4	.333	6-8	.428	LOST 1
Southern Connecticut	1-5	.166	7-6	.538	LOST 5
Stony Brook	1-6	.143	5-10	.333	LOST 3
Keene State	1-7	.125	5-8	.385	LOST 1

PLAYER OF THE WEEK: Diane DiRoma, University of Massachusetts Lowell (Sr., G, 5-8, Belmont, N.H.) Averaged 13.7 points, five rebounds and two assists in a 3-0 week.

ROOKIE OF THE WEEK: Heather Yablonski, Sacred Heart University (Fr., F/C, 6-3, Naugatuck, Conn.) Averaged 17.3 points and nine rebounds in a 2-1 week.

HONOR ROLL: Sheila Knower, UML (Jr., F, 6-0, Templeton, Mass.) Averaged 11.7 points and seven rebounds and 2.7 assists in a 3-0 week; Kristen Breen, SCSU (So., G, 5-7, East Brunswick, N.J.) Averaged 15.3 points in a 0-3 week; Dana Williams, UB (Sr., G, 5-8, Spring Valley, N.Y.) Scored 37 points in a 3-0 week; Angelica Kadenas, UB (Fr., C, 6-1, Lodi N.J.) Averaged 12.3 points in a 3-0 week; Samantha Ginsberg, UA (Sr., G, 5-8, Nanuet, N.Y.) Averaged 13.3 points, 6.7 assists, 3.0 steals and 2.0 rebounds in a 3-0 week, moved to second place on all-time scoring list (1,099); Mary Harrison, UA (Fr., F/C, 6-0, Cold Spring Harbor, N.Y.) Averaged 10.7 points and 5.7 rebounds in a 3-0 week; Kristen Croteau, NHC (Sr., F, 6-0 Oxford, Mass.) Averaged 17.7 points, including 26 points versus SHU; Chris Padula, NHC (Sr., F, 5-11, Clifton Park, N.Y.) Totaled 27 points, 23 rebounds, 13 assists and 10 steals in a 1-2 week; Beth Grys, USB (So., G/F, 5-9, Orchard Park, N.Y.) Scored 43 points in a 0-3 week; Kari Hunt, FPC (So., G, 5-8, Rindge, N.H.) Scored career-high 24 points versus NHC; Kerri Martin, KSC (Sr., F, 5-10, Bayport, N.Y.) Scored a team-high 17 points against NECC power UML; Jen Ryan, NHC (Sr., G, 5-4, Salem, Mass.) Moved into fifth-place in scoring with 1,227 points at NHC.





1996-97 NECC WOMEN'S STATS



Scoring	G	FG	3PT	FT	PTS	AVG
Sherry Faircloth, Southern Connecticut	12	88	1	39	216	18.0
Tiesha Grace, New Haven	15	106	0	50	261	17.4
Kristen Breen, Southern Connecticut	13	71	39	31	212	16.3
Judy Izzo, Keene State	13	51	16	51	187	14.4
Samantha Ginsberg, Albany	14	79	13	27	198	14.1
Michele Davis, Albany	14	71	24	31	197	14.1
Sarah Wilfong, Bridgeport	14	62	18	53	195	13.9
Kristin Croteau, New Hampshire College	13	73	0	32	178	13.7
Juanita Brown, Franklin Pierce	14	69	18	33	189	13.5
Chrissie Perkins, Sacred Heart	13	56	39	39	174	13.4
Dana Williams, Bridgeport	14	58	18	51	185	13.2
Heather Yablonski, Sacred Heart	13	68	0	35	171	13.2
Becky Snow, New Haven	15	70	31	26	198	13.2

Rebounding	G	Reb.	Avg.	F-G %	G	FG-FGA	PCT.
Tiesha Grace, UNH	15	160	10.6	Alice Adams, KSC	8	15-25	.600
Heather Yablonski, SHU	13	132	10.2	Chris Padula, NHC	13	60-108	.556
Debbie Stiles, FPC	12	115	9.4	Beth Grys, USB	15	72-133	.541
Debbie Henderson, UML	15	139	9.3	Debbie Stiles, FPC	12	57-106	.538
Nicole Adcock, SCSU	10	90	9.0	Heather Yablonski, SHU	13	68-129	.527
Chris Padula, NHC	13	111	8.5				
Jessica Bruce, UML	15	125	8.3				
Jen Robinson, NHC	13	105	8.1				
Tajuana Peoples, UB	14	110	7.9				
Angela Beaudoin, FPC	11	85	7.7				

3pt Made	G	FG-FGA	AVG.
Kristen Breen, SCSU	13	39-111	3.0
Becky Snow, UNH	15	31-107	2.0
Desiree Hutchins, FPC	14	24-64	1.7
Michele Davis, UA	14	24-75	1.7
Kari Hunt, FPC	14	23-47	1.6
Judy Izzo, KSC	13	16-62	1.2

Assists	G	Ass.	AVG.
Jen Ryan, NHC	13	70	5.4
Kelly Hall, KSC	13	64	4.9
Sarah Wilfong, UB	14	66	4.7
Desiree Arbucho, UB	14	62	4.4
Cindy Young, FPC	14	57	4.1
Samantha Ginsberg, UA	14	56	4.0
Kristy Conyers, UNH	15	57	3.8
Marsha Blalock, UML	15	55	3.7
Chris Padula, NHC	13	46	3.5
Beth Grys, USB	12	42	3.5
Dana Williams, UB	14	46	3.3

Steals	G	Steals	AVG.
Kristy Conyers, UNH	15	53	3.5
Lauren Ruane, USB	15	45	3.0
Samantha Ginsberg, UA	14	39	2.8
Kelly Paolino, UA	14	38	2.7
Chris Padula, NHC	13	31	2.4
Marsha Blalock, UML	15	34	2.3
Jen Ryan, NHC	13	30	2.3
Dana Williams, UB	14	35	2.5

3pt FG %	G	3FG-FGA	PCT.
Kari Hunt, FPC	14	23-47	.489
Desiree Hutchins, FPC	14	24-64	.375
Chrissie Perkins, SHU	13	23-62	.371
Kristen Breen, SCSU	13	39-111	.351
Michele Davis, UA	14	24-75	.320

Free Throw %	G	FT-FTA	PCT.
Beth Huber, SHU	13	29-36	.806
Jackie Byrne, USB	15	44-57	.772
Alice Adams, KSC	12	20-26	.769
Kate Simmons, UNH	15	35-47	.745
Diane DiRoma, UML	15	49-66	.742
Sarah Wilfong, UB	14	53-72	.740
Michele Davis, UA	14	31-42	.738
Desiree Arbucho, UB	14	23-32	.720
Kelly Paolino, UA	14	31-44	.705
Juanita Brown, FPC	14	33-47	.702
Dionne Williams, UB	14	14-20	.700
Kerri Martin, KSC	12	45-65	.692
Kristen Breen, SCSU	13	31-47	.660
Jen Ryan, NHC	13	28-44	.636

Blocks	G	BLOCKS	AVG.
Debbie Stiles, FPC	12	30	2.5
Heather Yablonski, SHU	13	18	1.38
Melissa Schoonover, UA	14	18	1.29
Kristin Croteau, NHC	13	15	1.2
Katherine Thompson, UB	14	15	1.1
Jessica Bruce, UML	15	15	1.0



1996-97 NECC WOMEN'S TEAM STATS



<u>Scoring Offense</u>	<u>G</u>	<u>PTS</u>	<u>AVG.</u>
Bridgeport	14	988	70.6
Albany	14	970	69.3
UMass Lowell	15	1033	68.9
New Haven	15	1021	68.0
Southern Connecticut	13	872	67.1
New Hampshire College	13	865	66.5
Sacred Heart	14	927	66.2
Franklin Pierce	14	885	63.2
Keene State	13	796	61.2
Stony Brook	15	900	60.0

<u>Scoring Defense</u>	<u>G</u>	<u>PTS</u>	<u>AVG</u>
Franklin Pierce	14	851	60.7
Bridgeport	14	858	61.2
Keene State	13	805	61.9
Albany	14	872	62.3
UMass Lowell	15	941	62.7
Stony Brook	15	963	64.2
Sacred Heart	14	934	66.7
New Haven	15	1009	67.2
Southern Connecticut	13	876	67.4
New Hampshire College	13	921	70.8

<u>Field Goal %</u>	<u>G</u>	<u>FG-FGA</u>	<u>PCT</u>
New Hampshire College	13	351-849	.413
Albany	14	368-917	.401
Bridgeport	14	343-865	.400
New Haven	15	386-973	.397
Franklin Pierce	14	308-786	.392
Sacred Heart	14	329-847	.388
Stony Brook	15	340-883	.385
Southern Connecticut	13	326-857	.380
Keene State	13	272-725	.375
UMass Lowell	15	389-1052	.370

<u>Free Throw %</u>	<u>G</u>	<u>FT-FTA</u>	<u>PCT.</u>
Sacred Heart	14	186-258	.721
Bridgeport	14	237-354	.670
Keene State	13	201-304	.661
UMass Lowell	15	210-334	.629
New Haven	15	193-308	.626
Albany	14	189-274	.617
Franklin Pierce	14	196-320	.613
New Hampshire College	13	135-222	.608
Stony Brook	15	182-303	.601
Southern Connecticut	13	162-280	.579

<u>3pt FG %</u>	<u>G</u>	<u>3FG-FGAPCT.</u>
Bridgeport	14	65-173 .380
Franklin Pierce	14	73-214 .341
Albany	14	65-194 .335
Sacred Heart	14	83-274 .303
Southern Connecticut	13	58-194 .299
New Haven	15	54-187 .288
Keene State	13	51-188 .271
Stony Brook	15	38-151 .252
UMass Lowell	15	45-181 .249
New Hampshire College	13	28-115 .243

<u>Scoring Margin</u>	<u>G</u>	<u>PTS</u>	<u>OPP</u>	<u>MAR.</u>
Bridgeport	14	988	858	9.3
Albany	14	970	872	7.0
UMass Lowell	15	1033	941	6.2
Franklin Pierce	14	885	851	2.4
New Haven	15	1021	1009	0.8
Southern Connecticut	13	872	876	-0.3
Sacred Heart	14	927	934	-0.5
Keene State	13	796	805	-0.7
Stony Brook	15	900	963	-4.2
New Hampshire College	13	865	921	-4.3


<u>Rebound Margin</u>	<u>G</u>	<u>REB</u>	<u>OPP</u>	<u>MAR.</u>
UMass Lowell	15	748	596	10.2
Bridgeport	14	711	588	8.8
New Hampshire College	13	609	518	7.0
Stony Brook	15	621	585	2.4
New Haven	15	629	601	1.8
Sacred Heart	14	598	597	0.1
Albany	14	598	598	0.0
Keene State	13	508	538	-2.3
Franklin Pierce	14	556	610	-3.8
Southern Connecticut	13	635	578	-4.4

<u>FG % Defense</u>	<u>G</u>	<u>FG-FGA</u>	<u>PCT.</u>
Franklin Pierce	14	307-860	.357
Bridgeport	14	324-903	.360
Southern Connecticut	13	301-827	.364
Albany	14	303-820	.370
Sacred Heart	14	333-888	.375
Keene State	13	292-767	.381
UMass Lowell	15	333-864	.385
New Hampshire College	13	320-812	.394
Stony Brook	15	351-866	.405
New Haven	15	386-894	.432

<u>3pt FG/Game</u>	<u>G</u>	<u>3FGM</u>	<u>AVG.</u>
Sacred Heart	14	83-274	5.9
Franklin Pierce	14	73-214	5.2
Albany	14	65-194	4.6
Southern Connecticut	13	58-194	4.5
Keene State	13	51-188	3.9
Bridgeport	14	65-173	3.8
New Haven	15	54-187	3.6
UMass Lowell	15	45-181	3.0
Stony Brook	15	38-151	2.5
New Hampshire College	13	28-115	2.2



1996-97 NECC WOMEN'S RESULTS



ALBANY (11-3, 6-1)

11/18 - Merrimack, L, 58-84
 11/23 - LIU-Southampton, L, 71-72
 11/26 - Dominican, W, 71-68
 12/1 - SUNY New Paltz, W, 91-37
 12/4 - UMass Lowell, L, 63-66
 12/7 - Bridgeport, W, 57-56
 12/14 - Keene State, W, 74-56
 12/30 - Quinnipiac, W, 69-67
 1/5 - LeMoyne, W, 61-58
 1/7 - Columbia Union, W, 66-44
 1/11 - Sacred Heart, W, 77-70
 1/14 - Keene State, W, 58-50
 1/16 - S. Conn., W, 76-75
 1/18 - New Haven, W, 78-69

KEENE STATE (5-8, 1-7)

11/30 - W. New England, W, 71-44
 12/1 - R.I. College, W, 80-77 OT
 12/4 - N. Hamp. College, L, 56-67
 12/7 - S. Connecticut, L, 55-66
 12/14 - Albany, L, 56-74
 12/18 - Assumption, L, 55-62
 12/21 - Teikyo Post, W, 95-35
 1/4 - Middlebury, W, 74-61 OT
 1/8 - Bridgeport, L, 52-57
 1/11 - Franklin Pierce, L, 38-69
 1/14 - Albany, L, 50-58
 1/16 - UMass Lowell, L, 47-71
 1/18 - Stony Brook, W, 64-56

NEW HAVEN (9-6, 5-3)

11/18 - Quinnipiac, W, 75-70
 11/23 - Stonchill, L, 58-80
 11/26 - Bryant, W, 88-83
 11/30 - Bloomsburg, W, 68-62
 12/1 - Adelphi, W, 67-65
 12/5 - Bentley, L, 53-84
 12/7 - N. Hamp. College, W, 82-72
 12/10 - Franklin Pierce, L, 61-66
 1/4 - Assumption, L, 60-68
 1/6 - Stony Brook, W, 65-51
 1/8 - Sacred Heart, W, 69-56
 1/11 - S. Connecticut, W, 81-51
 1/14 - Stony Brook, W, 71-50
 1/16 - Bridgeport, L, 54-73
 1/18 - Albany, L, 69-78

STONY BROOK

(5-10, 1-6)

11/22 - Cal Lutheran, L, 73-74
 11/23 - Cal Baptist, W, 68-51
 11/25 - Chapman (CA.), W, 65-60
 11/30 - Millersville, L, 73-82
 12/3 - Queens, W, 72-58
 12/5 - Adelphi, W, 63-49
 12/13 - Franklin Pierce, L, 55-56
 12/30 - Dowling, L, 61-66
 1/3 - West Chester, L, 50-72
 1/6 - New Haven, L, 51-65
 1/8 - UMass Lowell, L, 52-73
 1/11 - N. Hampshire Coll., W, 58-55
 1/14 - New Haven, L, 50-71
 1/16 - Sacred Heart, L, 55-67
 1/18 - Keene State, L, 56-64

BRIDGEPORT

(10-4, 4-2)

11/16 - Teikyo Post, W, 63-39
 11/17 - Mercy, W, 93-68
 11/20 - Bryant, L, 73-76
 11/23 - LIU (DI), W, 72-68
 11/30 - LIU-C.W. Post, W, 87-54
 12/7 - Albany, L, 56-57
 12/27 - Alderson Broadas, L, 53-75
 12/28 - Bryant, W, 75-70
 12/29 - Franklin Pierce, W, 72-57
 1/8 - Keene State, W, 57-52
 1/11 - UMass Lowell, L, 68-79
 1/16 - New Haven, W, 73-54
 1/14 - N. Hamp. Coll., W, 77-56
 1/18 - Franklin Pierce, W, 64-53

UMASS LOWELL

(12-3, 7-0)

11/16 - Stonchill, W, 61-52
 11/17 - Saint Michael's, W, 77-62
 11/23 - Saint Rose, L, 42-77
 11/24 - Phila. Textile, W, 82-75
 11/27 - Bentley, L, 51-69
 12/1 - Bryant, W, 73-57
 12/4 - Albany, W, 66-63
 12/7 - Sacred Heart, W, 71-64
 12/9 - St. Anselm, L, 74-80 OT
 12/11 - Merrimack, W, 61-59
 1/8 - Stony Brook, W, 73-52
 1/11 - Bridgeport, W, 79-68
 1/14 - Franklin Pierce, W, 67-64
 1/16 - Keene State, W, 71-47
 1/18 - S. Conn., W, 85-52

SACRED HEART

(6-8, 2-4)

11/16 - Quinnipiac, W, 62-60
 11/21 - Assumption, W, 74-63
 11/23 - E. Stroudsburg, W, 71-61
 11/24 - W.V. Wesleyan, L, 86-58
 12/1 - Stonehill, L, 55-69
 12/7 - UMass Lowell, L, 64-71
 12/17 - AIC, L, 71-52
 12/21 - Bentley, W, 88-74
 1/4 - St. Michael's, L, 59-61
 1/8 - New Haven, L, 56-69
 1/11 - Albany, L, 70-77
 1/14 - S. Conn., W, 69-65
 1/16 - Stony Brook, W, 67-55
 1/18 - N. Hamp. Coll., L, 64-70

FRANKLIN PIERCE

(6-8, 4-2)

11/16 - St. Anselm, L, 58-62
 11/17 - Queens, W, 67-41
 11/26 - Assumption, L, 61-63
 12/4 - AIC, L, 55-61
 12/10 - New Haven, W, 66-61
 12/13 - Stony Brook, W, 55-54
 12/27 - Bryant, W, 71-45
 12/28 - St. Rose, L, 57-71
 12/29 - Bridgeport, L, 57-72
 1/5 - Stonehill, L, 70-83
 1/11 - Keene State, W, 69-38
 1/14 - UMass Lowell, L, 64-67
 1/16 - N. Hamp. Coll., L, 68-81
 1/18 - Bridgeport, L, 53-64

NEW HAMPSHIRE

COLLEGE (5-8, 3-4)

11/16 - Queens, W, 69-49
 11/17 - St. Anselm, L, 46-74
 11/26 - Merrimack, L, 62-74
 12/1 - Assumption, L, 69-70
 12/4 - Keene State, W, 67-56
 12/7 - New Haven, L, 72-82
 12/22 - St. Michael's, L, 70-86
 1/5 - Bryant, W, 75-72
 1/8 - Southern Connecticut, W, 86-79
 1/11 - Stony Brook, L, 55-58
 1/14 - Bridgeport, L, 56-76
 1/16 - Franklin Pierce, L, 68-81
 1/18 - Sacred Heart, W, 70-64

SO. CONNECTICUT

(7-6, 1-5)

11/15 - Bluefield State, W, 68-61
 11/16 - Kutztown, L, 65-74 OT
 11/19 - Teikyo Post, W, 67-62
 11/21 - Molloy, W, 81-54
 11/26 - Quinnipiac, W, 67-59
 12/3 - Dowling, W, 68-66
 12/7 - Keene State, W, 66-55
 12/9 - Concordia, W, 68-48
 1/8 - N. Hampshire Coll., L, 78-86
 1/11 - New Haven, L, 51-81
 1/14 - Sacred Heart, L, 65-69
 1/16 - Albany, L, 75-76
 1/18 - UMass Lowell, L, 52-85



1996-97 NECC WOMEN'S WEEKLY WINNERS



- 11/18 - Diane DiRoma, UML (Player); Jen Robinson, NHC (Rookie)
 11/24 - Dana Williams, UB, Sherry Faircloth, SCSU (Player); Heather Yablonski, SHU (Rookie)
 12/1 - Tiesha Grace, UNH (Player); Becky Snow, UNH (Rookie)
 12/8 - Samantha Ginsberg, UA (Player); Melissa Schoonover, UA (Rookie)
 12/15 - Michele Davis, UA (Player); Becky Snow, UNH (Rookie)
 12/30 - Maureen Delaney, SHU (Player); Jen Robinson, NHC (Rookie)
 1/6 - Judy Izzo, KSC (Player); Heather Yablonski, SHU (Rookie)
 1/13 - Tiesha Grace, UNH (Player); Mary Harrison, UA (Rookie)
 1/20 - Diane DiRoma, UML (Player); Heather Yablonski, SHU (Rookie)
 1/27 -
 2/3 -
 2/10 -
 2/17 -
 2/21 -



THIS WEEK'S GAMES



Monday, January 20:

ALBANY AT FRANKLIN PIERCE; STONY BROOK AT SOUTHERN CONNECTICUT; NEW HAVEN AT UMASS LOWELL - 5:30 P.M.

Wednesday, January 22:

FRANKLIN PIERCE AT SOUTHERN CONNECTICUT; NEW HAMPSHIRE COLLEGE AT ALBANY; SACRED HEART AT KEENE STATE; STONY BROOK AT BRIDGEPORT; New Haven at LIU-C.W. Post - 5:30 P.M.

Saturday, January 25:

FRANKLIN PIERCE AT BRIDGEPORT; NEW HAMPSHIRE COLLEGE AT SACRED HEART; ALBANY AT NEW HAVEN; KEENE STATE AT STONY BROOK; UMASS LOWELL AT SOUTHERN CONNECTICUT - 2:00 P.M.

COMMISSIONER:

William M. Moore
P.O. Box 1307
Farmington, CT 06034
Phone: (860) 677-1269
FAX: (860) 674-8363



MEDIA RELATIONS DIRECTOR:

Jeff Bernstein
University of New Haven
300 Orange Ave.
West Haven, CT 06516
Phone: (203) 931-1326
FAX: (203) 931-1324

FOR IMMEDIATE RELEASE: January 13, 1997

Attention: Transactions

BERNSTEIN RESIGNS AS MEDIA RELATIONS DIRECTOR

West Haven, Conn. --- The New England Collegiate Conference (NECC) announced on Monday, Jeff Bernstein, Media Relations Director has resigned effective January 24th 1997.

Bernstein, the first-ever Media Relations Director for the NECC, held the position for 16 months.



COMMISSIONER:

William M. Moore
 P.O. Box 1307
 Farmington, CT 06034
 Phone: (860) 677-1269
 FAX: (860) 674-8363

**MEDIA RELATIONS DIRECTOR:**

Jeff Bernstein
 University of New Haven
 300 Orange Ave.
 West Haven, CT 06516
 Phone: (203) 931-1326
 FAX: (203) 931-1324

FOR IMMEDIATE RELEASE: January 13, 1997

**NEW ENGLAND COLLEGIATE CONFERENCE
 1996-97 MEN'S BASKETBALL
 REPORT #8**

	NECC	PCT.	ALL GAMES	PCT.	STREAK
UMass Lowell	5-0	1.000	9-4	.692	WON 8
Southern Connecticut	3-0	1.000	10-1	.909	WON 3
Franklin Pierce	3-0	1.000	4-7	.364	WON 1
New Hampshire College	3-1	.750	10-1	.909	WON 1
Sacred Heart	2-1	.666	4-7	.363	WON 2
Albany	2-3	.400	9-4	.692	LOST 1
Bridgeport	1-2	.333	4-7	.364	LOST 1
Stony Brook	1-3	.250	4-6	.400	LOST 2
Keene State	0-5	.000	1-8	.111	LOST 2
New Haven	0-5	.000	1-12	.077	LOST 8

PLAYER OF THE WEEK: Jermaine Carter, Southern Connecticut State University (Sr., F, 6-6, Brooklyn, N.Y.) Scored 20 points in wins over (#10) New Hampshire College and New Haven for the seventh-ranked Owls.

ROOKIE OF THE WEEK: T.J. Trimboli, Southern Connecticut State University (Fr., G, 5-9, Norwalk, Conn.) Averaged 16.5 points in two games, including 19 against New Hampshire College, plus being named the ECAC Rookie of the Week.


HONOR ROLL: Louis Frye, SHU (Jr., F, 6-2, Astoria, N.Y.) Averaged 16.5 points and 7.5 rebounds in a 2-0 week; Vondell Wright, UB (Jr., G, 6-2, Worcester, Mass.) Scored 20 points vs. KSC and 19 points vs. UML; Rich Bahlmann, KSC (So., G, 6-4, Point Pleasant, N.J.) Scored 12 points and dished out six assists in 79-58 loss to FPC; Scott Smith, NHC (Sr., F, 6-6, East Hampton, N.Y.) Averaged 24.5 points and 8.0 rebounds in a 1-1 week for the Penmen... Shot 92% from the line in two games (11-12); Ray Blackwell, NHC (Jr., G, 6-4, Dallas, TX) Totaled 27 points, 10 rebounds and eight assists in a 1-1 week; Shalawn Miller, UML (Sr., F, 6-8, Harvey, IL) Averaged 15.5 points and 12.5 rebounds, plus 53% from the floor in a 2-0 week for the River Hawks; Reggie Evans, UML (Fr., G, 6-4, Leesburg, VA.) Averaged eight points and three rebounds in a 2-0 week; John L'Heureux, FPC (Sr., C, 6-8, Old Town, ME) Scored 14 points, grabbed 14 rebounds and had eight assists and three blocks, plus two steals against KSC; Joram Campbell, FPC (Fr., F, 6-5, Brampton, ONT.) Scored 13 points and six rebounds in 79-58 win over KSC; Ernest Sampson, UNH (Fr., G, 6-1, Orange, N.J.) Shot 53% from the floor and averaged 15.3 points per game in a 0-3 week for UNH... Scored a career-high 23 points vs. SC; Brian Hennessy, USB (Sr., G, 6-3, Oceanside, N.Y.) Scored 14 points vs. UNH and 21 points vs. New Hampshire College in a 1-2 week; Ryan McDermott, USB (Fr., F, 6-7, Rexford, N.Y.) Scored 14 points vs. NHC; Tom McGoldrick, UA (Jr., F, 6-5, Smithtown, N.Y.) Averaged 19.3 points, 5.7 rebounds and 3.0 steals in a 2-1 week, including a career-high 27 points vs. Teikyo Post.

NCAA DIVISION II MEN'S BASKETBALL NORTHEAST REGION POLL: (with records through January 12, 1997)
 1. SOUTHERN CONNECTICUT (10-1; 7TH IN THE COUNTRY); 2. NEW HAMPSHIRE COLLEGE (10-1; 10TH IN THE COUNTRY) 3. College of Saint Rose (13-3; 17TH IN THE COUNTRY); 4. Adelphi (9-3); 5. Bentley (9-3); 6. Pace (9-3); Others receiving votes: Bryant (9-3); UMASS LOWELL (9-4)





1996-97 NECC MEN'S TEAM STATS



<u>Scoring Offense</u>	<u>G</u>	<u>PTS</u>	<u>AVG.</u>
New Hampshire College	11	959	87.2
Southern Connecticut	11	955	86.8
Albany	13	1034	79.5
Sacred Heart	11	854	77.6
Bridgeport	11	795	72.3
New Haven	13	932	71.7
Keene State	9	644	71.6
UMass Lowell	13	915	70.4
Franklin Pierce	11	701	63.7
Stony Brook	10	599	59.9

<u>Scoring Defense</u>	<u>G</u>	<u>PTS</u>	<u>AVG</u>
Stony Brook	10	638	63.8
Albany	13	855	65.8
Franklin Pierce	11	725	65.9
UMass Lowell	13	894	68.8
Southern Connecticut	11	766	69.6
New Hampshire College	11	831	75.5
Sacred Heart	11	865	78.6
Bridgeport	11	945	85.9
New Haven	13	1125	86.5
Keene State	9	791	87.9

<u>Field Goal %</u>	<u>G</u>	<u>FG-FGA</u>	<u>PCT</u>
Southern Connecticut	11	365-721	.506
New Hampshire College	11	330-668	.494
UMass Lowell	13	330-716	.461
New Haven	13	340-766	.444
Sacred Heart	11	322-731	.440
Franklin Pierce	11	252-587	.429
Albany	13	381-901	.423
Bridgeport	11	270-661	.410
Keene State	9	226-558	.405
Stony Brook	10	203-514	.395

<u>Free Throw %</u>	<u>G</u>	<u>FT-FTA</u>	<u>PCT.</u>
Stony Brook	10	138-191	.723
New Hampshire College	11	206-292	.705
Bridgeport	11	201-289	.700
Albany	13	158-233	.678
Southern Connecticut	11	183-270	.678
Keene State	9	142-210	.676
UMass Lowell	13	170-254	.669
Sacred Heart	11	144-224	.643
New Haven	13	207-333	.622
Franklin Pierce	11	137-226	.606

<u>3pt FG%</u>	<u>G</u>	<u>3FG-FGAPCT.</u>
New Hampshire College	11	93-204 .456
Southern Connecticut	11	42-106 .396
Albany	13	114-295 .386
Bridgeport	11	54-143 .380
UMass Lowell	13	85-233 .365
Stony Brook	10	55-154 .357
Franklin Pierce	11	60-168 .357
Sacred Heart	11	66-188 .351
Keene State	9	50-154 .325
New Haven	13	45-145 .310

<u>Scoring Margin</u>	<u>G</u>	<u>PTS</u>	<u>OPP</u>	<u>MAR.</u>
Southern Connecticut	11	955	766	17.2
Albany	13	1034	855	13.7
New Hampshire College	11	959	831	11.6
UMass Lowell	13	915	894	1.6
Sacred Heart	11	854	865	-1.0
Franklin Pierce	11	701	725	-2.2
Stony Brook	10	599	638	-3.9
Bridgeport	11	795	945	-13.2
New Haven	13	932	1125	-14.8
Keene State	9	644	791	-16.3

<u>Rebound Margin</u>	<u>G</u>	<u>REB</u>	<u>OPP</u>	<u>MAR.</u>
Southern Connecticut	11	472	376	8.7
Sacred Heart	11	455	431	2.2
New Hampshire College	11	427	405	2.0
Albany	13	536	516	1.5
Franklin Pierce	11	399	409	-0.9
UMass Lowell	13	461	499	-2.9
New Haven	13	435	475	-3.0
Keene State	9	322	389	-7.4
Stony Brook	10	310	391	-8.1
Bridgeport	11	446	572	-11.6

<u>FG% Defense</u>	<u>G</u>	<u>FG-FGA</u>	<u>PCT.</u>
UMass Lowell	13	324-822	.394
Albany	13	310-766	.405
Franklin Pierce	11	255-622	.410
Southern Connecticut	11	271-661	.410
Sacred Heart	11	302-697	.430
Stony Brook	10	239-554	.431
New Hampshire College	11	309-705	.438
Bridgeport	11	358-802	.450
Keene State	9	270-561	.481
New Haven	13	399-751	.531

<u>3pt FG/Game</u>	<u>G</u>	<u>3FGM</u>	<u>AVG.</u>
Albany	13	114-295	8.77
New Hampshire College	11	93-204	8.5
UMass Lowell	13	85-233	6.5
Sacred Heart	11	66-188	6.0
Stony Brook	10	55-154	5.5
Keene State	9	50-154	5.5
Franklin Pierce	11	60-168	5.5
Bridgeport	11	54-143	4.9
Southern Connecticut	11	42-106	3.8
New Haven	13	45-145	3.5

NEW ENGLAND COLLEGIATE CONFERENCE TEAM NOTES

Men's and Women's Basketball

ALBANY

The Great Danes (9-4, 2-3) junior guard Darrin Jahnel became UA's all-time leader in both 3-point field goals made (119) and attempted (308)... Jahnel scored a career-high 28 vs. Skidmore, and came back with 25 at Teikyo Post... he is the first UA player to score 25+ in back-to-back games since Jason Graber in 1993-94... Tom McGoldrick had a career-high 27 points, including five in OT, at Teikyo Post... McGoldrick, who was selected to Sunday's ECAC Division II Honor Roll, is averaging 18.8 points, 5.5 rebounds and 2.5 steals over his last four starts... Andre Duncan recorded his sixth career double-double with 18 points and a career-best 13 rebounds at Teikyo Post... UA set a school record with 14 three-point field goals vs. Skidmore.. the Great Danes are shooting 41.6% from beyond the 19'9 arc in their nine victories, but just 30.9% in the club's four losses...

ALBANY

The UA women (8-3, 3-1) are riding a six-game win streak... the Great Danes own their best 11-game record (8-3) since the 1991-92 season... Michele Davis, who was named to Sunday's ECAC Honor Roll, has a five-game double-figure scoring streak, and is averaging 17.2 points and 7.0 rebounds in that stretch.

BRIDGEPORT

The Purple Knights (4-7, 1-2 men) went 1-1 last week... defeating KSC 94-73, then losing to UML 71-56... The women (7-4, 1-3) lost at home to UML, 79-68... Sarah Wilfong scored 21 points vs. UML...

FRANKLIN PIERCE

The Ravens (4-7, 3-0) defeated cross-town rival KSC, 79-58 on Saturday... John L'Heureux (Old Town, ME) registered best all-around effort of the season with a 14 point, 14 rebound, eight assist, three blocks and two steals performance... L'Heureux moved into fifth-place on the FPC all-time rebounding list, and second place among FPC all-time block leaders... The women (5-6, 3-0) defeated cross-town rival Keene State, 69-38... Kari Hunt (Rindge, N.H.) scored 19 points and grabbed six rebounds...

KEENE STATE

The Owls (1-8, 0-5) lost two league games... KSC lost to visiting UB, 94-73 on Wednesday, then lost at Franklin Pierce, 79-58... Rich Bahlmann (Point Pleasant, N.J.) scored 12 points and dished out six assists vs. FPC, including a season-high 18 points and six rebounds vs. UB... The women (4-6, 0-5) lost two league games, 57-52 - UB; and 69-38 - FPC...

UMASS LOWELL


The River Hawks (9-4, 5-0) current eight-game winning streak is the third longest in school's history... The longest is a ten-game streak during the 1987-88 National Championship season... UML won two league games, defeating visiting Stony Brook, 60-54, then winning at Bridgeport 71-56... Shalawn Miller (Harvey, IL) averaged 15.5 points and 12.5 rebounds... The women (9-3, 4-0) have a 3-2 mark against teams that played in the NCAA Division II Regional Playoffs... UML defeated visiting Stony Brook, 73-52 and traveled to Bridgeport and won 79-68... Sheila Knower averaged 12.5 points on 56% shooting...

NEW HAMPSHIRE COLLEGE

The Penmen (10-1, 3-0) lost their first game of the season on Wednesday at Southern Connecticut 88-72, then rebounded and beat USB 92-68 on Saturday... Scott Smith (East Hampton, N.Y.) shot 78% (18-23) and averaged 24.5 points and 8.0 rebounds, including 22 points vs. SC... The Penwomen (4-6, 2-2) went 1-1 during the week... Jen Ryan (Salem, Mass.) averaged 20.5 points, 6.5 rebounds and 5.5 assists...



1996-97 NECC MEN'S WEEKLY WINNERS



- 11/18 - Vondell Wright, UB; Scott Smith, NHC (Player); Rob Hartman, USB (Rookie)
11/24 - Jermaine Carter, SCSU (Player); Steve Serwatka, UNH (Rookie)
12/1 - Orlando Ranson, NHC (Player); Steve Serwatka, UNH (Rookie)
12/8 - Shawon Moncrief, NHC (Player); Josh Davalli, UML (Rookie)
12/15 - Andre Duncan, UA (Player); Josh Davalli, UML (Rookie)
12/30 - Orlando Ranson, NHC (Player); Ryan McDermott, USB (Rookie)
1/6 - Shalawn Miller, UML (Player); None selected (Rookie)
1/13 - Jermaine Carter, SCSU (Player); T.J. Trimboli, SCSU (Rookie)
1/20 -
1/27 -
2/3 -
2/10 -
2/17 -
2/21 -



THIS WEEK'S GAMES



Tuesday, January 14:

STONY BROOK AT NEW HAVEN; BRIDGEPORT AT NEW HAMPSHIRE COLLEGE; UMASS LOWELL AT FRANKLIN PIERCE; ALBANY AT KEENE STATE - 7:30 P.M.; SOUTHERN CONNECTICUT AT SACRED HEART - 8:00 P.M.

Thursday, January 16:

NEW HAVEN AT BRIDGEPORT; KEENE STATE AT UMASS LOWELL; ALBANY AT SOUTHERN CONNECTICUT; SACRED HEART AT STONY BROOK; FRANKLIN PIERCE AT NEW HAMPSHIRE COLLEGE - 7:30 P.M.

Saturday, January 18:

SOUTHERN CONNECTICUT AT UMASS LOWELL - 3:00 P.M.; NEW HAVEN AT ALBANY; FRANKLIN PIERCE AT BRIDGEPORT; STONY BROOK AT KEENE STATE; SACRED HEART AT NEW HAMPSHIRE COLLEGE - 4:00 P.M.

COMMISSIONER:

William M. Moore
P.O. Box 1307
Farmington, CT 06034
Phone: (860) 677-1269
FAX: (860) 674-8363



MEDIA RELATIONS DIRECTOR:

Jeff Bernstein
University of New Haven
300 Orange Ave.
West Haven, CT 06516
Phone: (203) 931-1326
FAX: (203) 931-1324

FOR IMMEDIATE RELEASE: January 13, 1997.

**NEW ENGLAND COLLEGIATE CONFERENCE
1996-97 WOMEN'S BASKETBALL
REPORT #8**

	NECC	PCT.	ALL GAMES	PCT.	STREAK
UMass Lowell	4-0	1.000	9-3	.750	WON 3
Franklin Pierce	3-0	1.000	5-6	.454	WON 1
New Haven	4-1	.800	8-4	.666	WON 3
Albany	3-1	.750	8-3	.727	WON 6
New Hampshire College	2-2	.500	4-6	.400	LOST 1
Southern Connecticut	1-2	.333	7-3	.700	LOST 2
Bridgeport	1-3	.250	7-4	.636	LOST 1
Stony Brook	1-3	.250	5-7	.416	WON 1
Sacred Heart	0-3	.000	4-7	.364	LOST 3
Keene State	0-5	.000	4-6	.400	LOST 2

PLAYER OF THE WEEK: Tiesha Grace, University of New Haven (Jr., F/C, 5-11, Roosevelt, N.Y.) Averaged 17 points and 10.7 rebounds in a 3-0 week for UNH.

ROOKIE OF THE WEEK: Mary Harrison, University at Albany (Fr., F/C, 6-0, Cold Spring Harbor, N.Y.) Averaged 15.0 points and 9.0 rebounds in two victories, including a career-high in points (22) rebounds (11) and steals (4).

HONOR ROLL: Becky Snow, UNH (Fr., G, 5-6, Rensselaer, N.Y.) Averaged 11.7 points per game in a 3-0 week; Michele Davis, UA (Sr., F, 5-9, New Hartford, N.Y.) Averaged 16.5 points and 6.5 rebounds in two victories; Kari Hunt, FPC (So., G/F, 5-8, Rindge, N.H.) Scored 19 points, grabbed six rebounds and three assists in win over KSC; Sheila Knowler, UML (Jr., F, 6-0, Templeton, Mass.) Averaged 12.5 points on 56% shooting with eight rebounds in a 2-0 week; Sarah Wilfong, UB (Sr., G, 5-8, Wadsworth, OH) Scored 36 points in two games for the Purple Knights; Jen Ryan, NHC (Sr., G, 5-4, Salem, Mass.) Shot 47% from the field and averaged 20.5 points, 6.5 rebounds and 5.5 assists in a 1-1 week; Jen Robinson, NHC (Fr., C, 6-3, Deerfield, N.H.) Shot 46% (13-28) and totaled 28 points and 21 rebounds in a 1-1 week; Jackie Daigneault, USB (Fr., F, 5-10, Lincoln, R.I.) Scored 19 points and grabbed 18 rebounds in a 1-1 week; Heather Yablonski, SHU (Fr., F/C, 6-2, Naugatuck, Conn.) Averaged 17 points and seven rebounds in a 0-2 week; Kristen Breen, SCSU (So., G, 5-7, East Brunswick, N.J.) Scored 22 points versus NHC and 19 points versus UNH in a 0-2 week.





1996-97 NECC WOMEN'S TEAM STATS



<u>Scoring Offense</u>	<u>G</u>	<u>PTS</u>	<u>AVG.</u>
Bridgeport	11	774	70.4
New Haven	12	827	68.9
Albany	11	758	68.9
Southern Connecticut	10	680	68.0
UMass Lowell	12	810	67.5
New Hampshire College	10	671	67.1
Sacred Heart	11	727	66.1
Keene State	10	632	63.2
Franklin Pierce	11	687	62.5
Stony Brook	12	741	61.8

<u>Scoring Defense</u>	<u>G</u>	<u>PTS</u>	<u>AVG</u>
Franklin Pierce	11	652	59.3
Keene State	10	612	61.2
Albany	11	678	61.6
Bridgeport	11	695	63.2
Stony Brook	12	761	63.4
Southern Connecticut	10	646	64.6
UMass Lowell	12	778	64.8
New Haven	12	808	67.3
Sacred Heart	11	744	67.6
New Hampshire College	10	700	70.0

<u>Field Goal %</u>	<u>G</u>	<u>FG-FGA</u>	<u>PCT</u>
New Hampshire College	10	278-644	.432
New Haven	12	316-779	.406
Franklin Pierce	11	248-623	.398
Albany	11	286-726	.394
Stony Brook	12	281-715	.393
Bridgeport	11	273-693	.390
Keene State	10	219-578	.379
Southern Connecticut	10	260-685	.379
Sacred Heart	11	260-696	.374
UMass Lowell	12	308-835	.369

<u>Free Throw %</u>	<u>G</u>	<u>FT-FTA</u>	<u>PCT.</u>
Sacred Heart	11	136-189	.720
Keene State	10	152-230	.661
Bridgeport	11	177-275	.640
New Haven	12	151-238	.635
Albany	11	138-221	.624
UMass Lowell	12	163-266	.613
Stony Brook	12	146-240	.608
Franklin Pierce	11	128-223	.574
Southern Connecticut	10	113-206	.549
New Hampshire College	10	257-651	.395

<u>3pt FG%</u>	<u>G</u>	<u>3FG-FGAPCT.</u>
Franklin Pierce	11	63-173 .364
Bridgeport	11	51-144 .350
Albany	11	48-152 .316
Southern Connecticut	10	47-154 .305
Sacred Heart	12	44-147 .299
New Haven	12	44-147 .299
Stony Brook	12	33-117 .282
Keene State	10	42-158 .266
New Hampshire College	10	19-80 .238
UMass Lowell	12	31-140 .221

<u>Scoring Margin</u>	<u>G</u>	<u>PTS</u>	<u>OPP</u>	<u>MAR.</u>
Albany	11	758	678	7.3
Bridgeport	11	774	695	7.2
Southern Connecticut	10	680	646	3.4
Franklin Pierce	11	687	652	3.2
UMass Lowell	12	810	778	2.7
Keene State	10	632	612	2.0
New Haven	12	827	808	1.6
Stony Brook	12	741	761	1.6
Sacred Heart	11	727	744	-1.5
New Hampshire College	10	671	700	-2.9

<u>Rebound Margin</u>	<u>G</u>	<u>REB</u>	<u>OPP</u>	<u>MAR.</u>
Bridgeport	11	560	459	9.2
New Hampshire College	10	481	389	9.2
UMass Lowell	12	580	484	8.0
Stony Brook	12	512	464	4.0
Franklin Pierce	11	448	463	1.4
Albany	11	481	466	1.3
Sacred Heart	11	493	485	0.7
New Haven	12	483	491	-0.6
Keene State	10	400	416	-1.6
Southern Connecticut	10	459	493	-3.4

<u>FG% Defense</u>	<u>G</u>	<u>FG-FGA</u>	<u>PCT.</u>
Franklin Pierce	11	235-669	.351
Southern Connecticut	10	226-642	.352
Albany	11	234-637	.367
Sacred Heart	11	265-718	.369
Keene State	10	215-577	.373
Bridgeport	11	258-688	.380
Stony Brook	12	278-709	.392
New Hampshire College	10	257-651	.395
UMass Lowell	12	282-695	.406
New Haven	12	312-718	.435

<u>3pt FG/Game</u>	<u>G</u>	<u>3FGM</u>	<u>AVG.</u>
Sacred Heart	11	71-225	7.0
Franklin Pierce	11	63-173	5.7
Southern Connecticut	10	47-154	4.7
Albany	11	48-152	4.3
Keene State	10	42-158	4.2
New Haven	12	44-147	3.7
Bridgeport	11	51-144	3.5
Stony Brook	12	33-117	2.8
UMass Lowell	12	31-140	2.6
New Hampshire College	10	19-81	1.9

COMMISSIONER:

William M. Moore
 P.O. Box 1307
 Farmington, CT 06034
 Phone: (860) 677-1269
 FAX: (860) 674-8363

**MEDIA RELATIONS DIRECTOR:**

Jeff Bernstein
 University of New Haven
 300 Orange Ave.
 West Haven, CT 06516
 Phone: (203) 931-1326
 FAX: (203) 931-1324

WALTER PETERSON PRESIDENT'S CUP

Walter Peterson President's Cup: To recognize the member institution whose teams compile the strongest overall record during the academic year in all conference sponsored sports or sports where a season-ending tournament is conducted.

Method of Awarding Points: The final point standings for the Walter Peterson President's Cup would be based on each respective member institutions finish in the conference standings during regular-season competition in six sports and season-ending tournament competition in eight sports, which are as follows:

Regular Season

Men's Soccer
Women's Soccer
*Men's Basketball**
*Women's Basketball**
Baseball
Softball

Season-Ending Tournament

Volleyball
Indoor Track
Men's Tennis
Women's Tennis
Men's Cross Country
Women's Cross Country
Men's Basketball
Women's Basketball

** Points for both regular-season and season-ending tournament will be included in the point calculation.*

In all team sports, the first place institution in the regular-season standings receives four points multiplied by the total number of teams involved in conference play. The second-place institution receives four less points; the third-place institution receives eight less points and so on down to the last place institution which receives four points. In addition, the first-place institution in final season-ending tournament standings receives two points multiplied by the total number of teams participating in the tournament. The second-place institution receives two less points, the third place institution four less points and so on down to the last place institution which receives two points.

Award: The recipient of the Walter Peterson President's Cup will be presented with a rotating trophy, as well as a permanent trophy or wall banner.



COMMISSIONER:

William M. Moore
 P.O. Box 1307
 Farmington, CT 06034
 Phone: (860) 677-1269
 FAX: (860) 674-8363

**MEDIA RELATIONS DIRECTOR:**

Jeff Bernstein
 University of New Haven
 300 Orange Ave.
 West Haven, CT 06516
 Phone: (203) 931-1326
 FAX: (203) 931-1324

FOR IMMEDIATE RELEASE: January 6, 1997

**NEW ENGLAND COLLEGIATE CONFERENCE
 1996-97 MEN'S BASKETBALL
 REPORT #7**

	NECC	PCT.	ALL GAMES	PCT.	STREAK
UMass Lowell	3-0	1.000	7-4	.600	WON 6
New Hampshire College	2-0	1.000	9-0	1.000	WON 9
Franklin Pierce	2-0	1.000	3-7	.300	LOST 3
Southern Connecticut	1-0	1.000	8-1	.889	WON 1
Albany	2-2	.500	7-3	.700	LOST 1
Stony Brook	0-1	.000	3-4	.428	LOST 1
Bridgeport	0-1	.000	3-6	.333	LOST 6
Sacred Heart	0-1	.000	2-7	.286	LOST 7
New Haven	0-2	.000	1-9	.100	LOST 5
Keene State	0-3	.000	1-6	.143	WON 1


PLAYER OF THE WEEK: Shalawn Miller, University of Massachusetts Lowell (Sr., F, 6-8, Harvey III.) Scored 27 points and grabbed 10 rebounds to lead UML (won six straight) to a 64-59 victory at Stonehill.

ROOKIE OF THE WEEK: None selected.

HONOR ROLL: Jim Borodawka, UML (Sr., G, 6-0, Lowell, Mass.) Scored 22 points on eight of 11 shooting, including two of three from three-point land and four of four in free throws in a 64-59 win at Stonehill; Andre Duncan, UA (Jr., F, 6-6, Monticello, N.Y.) Named to the all-tournament team at ABC TV-10/Ramada Inn Classic, averaged 15.5 points and 6.0 rebounds in two games; Louis Frye, SHU (Jr., F, 6-4, Astoria, N.Y.) Averaged 19.5 points, along with five rebounds and 5.5 assists; Orlando Ranson, NHC (So., G, 6-3, Baltimore, MD.) Led NHC to a big 100-88 win over Bryant (ranked sixth in the Northeast region) with 21 points and 13 assists; Scott Smith, NHC (Sr., F, 6-6, East Hampton, N.Y.) Totaled 19 points in a 100-88 win over Bryant; Ray Blackwell, NHC (Jr., G, 6-3, Dallas, TX) Totaled 18 points, five rebounds, four assists and two steals in a 100-88 win over Bryant.

NCAA DIVISION II MEN'S BASKETBALL NORTHEAST REGION POLL: (with records through January 5, 1997)
 1. NEW HAMPSHIRE COLLEGE (9-0); 2. SOUTHERN CONNECTICUT STATE UNIVERSITY (8-1) 3. College of Saint Rose (10-3); 4. Adelphi (8-2); 5. Pace (7-2); 6. Bryant (7-2); Others receiving votes: Saint Anselm College (7-3)





1996-97 NECC MEN'S TEAM STATS



<u>Scoring Offense</u>	<u>G</u>	<u>PTS</u>	<u>AVG.</u>
New Hampshire College	9	795	88.3
Southern Connecticut	9	776	86.2
Sacred Heart	9	688	76.4
Albany	10	766	76.6
New Haven	10	746	74.6
Keene State	7	513	73.3
Bridgeport	9	644	71.6
UMass Lowell	11	784	71.3
Franklin Pierce	10	622	62.2
Stony Brook	7	418	59.7

<u>Scoring Defense</u>	<u>G</u>	<u>PTS</u>	<u>AVG</u>
Albany	10	626	62.6
Stony Brook	7	441	63.0
Franklin Pierce	10	667	66.7
Southern Connecticut	9	620	68.9
UMass Lowell	11	784	71.3
New Hampshire College	9	675	75.0
Sacred Heart	9	721	80.1
Keene State	7	618	88.3
Bridgeport	9	801	89.0
New Haven	10	892	89.2

<u>Field Goal %</u>	<u>G</u>	<u>FG-FGA</u>	<u>PCT</u>
New Hampshire College	9	276-545	.506
Southern Connecticut	9	301-607	.496
UMass Lowell	11	284-615	.462
New Haven	10	274-606	.452
Franklin Pierce	10	225-527	.427
Sacred Heart	9	258-607	.425
Albany	10	284-687	.413
Keene State	7	180-442	.407
Bridgeport	9	217-544	.400
Stony Brook	7	141-363	.388

<u>Free Throw %</u>	<u>G</u>	<u>FT-FTA</u>	<u>PCT.</u>
Stony Brook	7	95-132	.720
Bridgeport	9	164-236	.690
New Hampshire College	9	165-242	.682
UMass Lowell	11	143-210	.681
Albany	10	114-169	.675
Keene State	7	119-177	.672
Southern Connecticut	9	143-218	.656
Sacred Heart	9	121-188	.644
New Haven	10	162-263	.616
Franklin Pierce	10	118-196	.602

<u>3pt FG%</u>	<u>G</u>	<u>3FG-FGAPCT.</u>
New Hampshire College	9	78-158 .494
Bridgeport	9	47-119 .390
UMass Lowell	11	73-194 .376
Stony Brook	7	41-110 .373
Albany	10	84-226 .372
Southern Connecticut	9	31-86 .360
Franklin Pierce	10	54-154 .351
Sacred Heart	9	51-153 .333
New Haven	10	36-110 .327
Keene State	7	34-115 .296

<u>Scoring Margin</u>	<u>G</u>	<u>PTS</u>	<u>OPP</u>	<u>MAR.</u>
Southern Connecticut	9	776	620	17.3
Albany	10	766	626	14.0
New Hampshire College	9	795	675	13.3
UMass Lowell	11	784	784	0.0
Stony Brook	7	418	441	-3.2
Sacred Heart	9	688	721	-3.7
Franklin Pierce	10	622	667	-4.5
New Haven	10	746	892	-14.6
Keene State	7	513	618	-15.0
Bridgeport	9	644	801	-17.4

<u>Rebound Margin</u>	<u>G</u>	<u>REB</u>	<u>OPP</u>	<u>MAR.</u>
Southern Connecticut	9	388	314	8.2
Sacred Heart	9	375	360	1.7
New Hampshire College	9	353	338	1.6
Albany	10	401	392	0.9
Franklin Pierce	10	364	371	-0.7
New Haven	10	344	367	-2.3
UMass Lowell	11	393	433	-3.7
Stony Brook	7	228	284	-8.0
Keene State	7	239	311	-10.3
Bridgeport	9	361	488	-12.1

<u>FG% Defense</u>	<u>G</u>	<u>FG-FGA</u>	<u>PCT.</u>
Albany	10	221-557	.397
UMass Lowell	11	284-714	.398
Franklin Pierce	10	234-573	.408
Stony Brook	7	167-400	.418
Southern Connecticut	9	227-539	.421
New Hampshire College	9	255-590	.432
Sacred Heart	9	247-567	.436
Bridgeport	9	308-679	.450
Keene State	7	211-443	.476
New Haven	10	314-587	.535

<u>3pt FG/Game</u>	<u>G</u>	<u>3FGM</u>	<u>AVG.</u>
New Hampshire College	9	78-158	8.7
Albany	10	84-226	8.4
UMass Lowell	11	73-194	6.6
Stony Brook	7	41-110	6.8
Bridgeport	9	47-119	5.2
Franklin Pierce	10	54-154	5.4
Keene State	7	34-115	4.9
New Haven	10	36-110	3.6
Southern Connecticut	9	31-86	3.4
Sacred Heart	9	51-153	5.6



1996-97 NECC MEN'S WEEKLY WINNERS



- 11/18 - Vondell Wright, UB; Scott Smith, NHC (Player); Rob Hartman, USB (Rookie)
- 11/24 - Jermaine Carter, SCSU (Player); Steve Serwatka, UNH (Rookie)
- 12/1 - Orlando Ranson, NHC (Player); Steve Serwatka, UNH (Rookie)
- 12/8 - Shawon Moncrief, NHC (Player); Josh Davalli, UML (Rookie)
- 12/15 - Andre Duncan, UA (Player); Josh Davalli, UML (Rookie)
- 12/30 - Orlando Ranson, NHC (Player); Ryan McDermott, USB (Rookie)
- 1/6 - Shalawn Miller, UML (Player); None selected (Rookie)
- 1/13 -
- 1/20 -
- 1/27 -
- 2/3 -
- 2/10 -
- 2/17 -
- 2/21 -



THIS WEEK'S GAMES



Monday, January 6:

NEW HAVEN AT STONY BROOK; Skidmore at Albany - 7:30 P.M.

Wednesday, January 8:

NEW HAVEN AT SACRED HEART; BRIDGEPORT AT KEENE STATE; STONY BROOK AT UMASS LOWELL; NEW HAMPSHIRE COLLEGE AT SOUTHERN CONNECTICUT - 7:30 P.M.

Thursday, January 9:

Albany at Teikyo Post - 7:00 p.m.

Saturday, January 11:

SOUTHERN CONNECTICUT AT NEW HAVEN; UMASS LOWELL AT BRIDGEPORT; KEENE STATE AT FRANKLIN PIERCE; SACRED HEART AT ALBANY; NEW HAMPSHIRE COLLEGE AT STONY BROOK - 4:00 P.M.

NEW ENGLAND COLLEGIATE CONFERENCE TEAM NOTES

Men's and Women's Basketball

ALBANY

The Great Danes (7-3, 2-2) Andre Duncan and Tom McGoldrick were named to the ABC TV-10/Ramada Inn Classic all-tournament team... Duncan has scored in double figures in seven straight games, and is averaging 17.1 points and 7.0 rebounds in that stretch... Darrin Jahnel has moved into second place in career 3-pointers made with 103... senior Rich Dormer is the current leader with 114... the Great Danes finished as the runner-up in their tournament for the third straight time... UA has an 18-10 record during the 1990's in in-season tournaments... The Albany women's (6-3, 2-1) Samatha Ginsberg was selected as the ECAC Division II North Player of the Week on Sunday... she scored a season-high 23 points against Quinnipiac, and became the third 1,000-point scorer in school history... Ginsberg, who has moved into fifth place in career assists with 282, currently has 1,030 points...

ALBANY

...Michele Davis (New Hartford, N.Y.) is averaging 14.8 points, 6.3 rebounds, 3.0 assists and 2.0 steals in her last six starts... Katie Zeglis has missed the last two games with a severely sprained ankle... the Danes are riding a four-game winning streak, and are holding the opposition to 34.9% from the field in that span... Television: "Hoop Games - Great Danes Basketball" begins on Sat., Jan. 11... the 30-minute program will air on WNYT-TV (NBC affiliate) in Albany at 12 noon, and will be replayed on Time Warner Cable (Channel 9) on Mondays at 7 p.m.

BRIDGEPORT

The Purple Knights (3-6, 0-1 men); (6-3, 0-1 women) travel to New Hampshire on Wednesday for a NECC doubleheader (5:30/7:30 p.m.) against Keene State, then host UMass Lowell on Saturday (2:00/4:00 p.m.)

FRANKLIN PIERCE

The Ravens (3-7, 2-0) traveled south to Florida and lost two games... FPC lost to Tampa, 75-65 on Friday, then lost to Tampa 61-44 on Saturday... The women (4-6, 2-0) lost to Stonehill 83-70... Debbie Stiles scored 29 points and grabbed 13 rebounds in the loss, while Kari Hunt scored 17 points, grabbed six rebounds and had six assists... The annual battle of the Manandock region takes place on Saturday as FPC hosts Keene State (2:00/4:00) in an NECC doubleheader...

KEENE STATE

The Lady Owls (4-4, 0-3) defeated Middlebury 74-61 in overtime... Judy Izzo, the NECC Player of the Week scored 23 points, including 11 points in overtime, which snapped Middlebury's 25-game home winning streak... Both teams host Bridgeport on Wednesday in an NECC doubleheader (5:30/7:30 p.m.) ... The annual battle of the Manandock region takes place on Saturday as FPC hosts Keene State (2:00/4:00) in an NECC doubleheader...

UMASS LOWELL

The River Hawks (7-4, 3-0) have won six straight games, including defeating Stonehill 64-59 last Saturday... Shalawn Miller (Harvey, the NECC Player of the Week, scored 27 points and grabbed 10 rebounds, while Jim Borodawka (Lowell, Mass.) scored 22 points on eight of 11 shooting, including two of three from three-point land... Both teams host Stony Brook on January 8th in an NECC doubleheader (5:30/7:30 p.m.).

NEW HAMPSHIRE COLLEGE

The Penmen (8-0, 2-0) ranked #1 in the Northeast Region (only undefeated team in the region), have won nine games to start the season, which is the second-best start in school history... (the 89-90 Penmen started the season with a 12-0 record)... On Sunday, the Penmen defeated Bryant 100-88... Orlando Ranson (Baltimore, MD) led NHC with 21 points and 13 assists in 36 minutes... Head Coach Stan Spirou coached his 350th game Sunday vs. Bryant... he has posted a 259-91 record in his 12 years at NHC... his winning percentage of .740 is tops among all active Division II coaches in New England... Senior Scott Smith (East Hampton, N.Y.) played in his 100th career game vs. Bryant... The Penwomen also defeated Bryant 75-72... Freshman Jen Robinson (Deerfield, N.H.) led NHC with 18 points and 13 rebounds... On Wednesday, both teams travel to SCSU for a NECC doubleheader (5:30/7:30 p.m.)... The men's game will feature the top two teams in the Northeast Region... SC is ranked #2, with a 8-1 overall record.

COMMISSIONER:

William M. Moore
 P.O. Box 1307
 Farmington, CT 06034
 Phone: (860) 677-1269
 FAX: (860) 674-8363

**MEDIA RELATIONS DIRECTOR:**

Jeff Bernstein
 University of New Haven
 300 Orange Ave.
 West Haven, CT 06516
 Phone: (203) 931-1326
 FAX: (203) 931-1324

FOR IMMEDIATE RELEASE: January 6, 1997

**NEW ENGLAND COLLEGIATE CONFERENCE
 1996-97 WOMEN'S BASKETBALL
 REPORT #7**

	NECC	PCT.	ALL GAMES	PCT.	STREAK
UMass Lowell	2-0	1.000	7-3	.700	WON 1
Franklin Pierce	2-0	1.000	4-6	.400	LOST 3
Southern Connecticut	1-0	1.000	7-1	.875	WON 6
Albany	2-1	.666	6-3	.667	WON 4
New Haven	1-1	.500	5-4	.555	LOST 2
New Hampshire College	1-1	.500	3-5	.375	WON 1
Bridgeport	0-1	.000	6-3	.667	LOST 1
Stony Brook	0-1	.000	4-5	.444	LOST 3
Sacred Heart	0-1	.000	4-5	.444	LOST 1
Keene State	0-3	.000	4-4	.500	WON 2

PLAYER OF THE WEEK: Judy Izzo, Keene State College (So., G/F, 5-8, Nashua, N.H.) Izzo scored a season-high 23 points, including 11 points in overtime; and 9 rebounds to lead KSC to a 74-61 victory over Middlebury snapping their 25 -game home winning streak.

ROOKIE OF THE WEEK: Heather Yablonski, Sacred Heart University (Fr., F/C, 6-2, Naugatuck, Conn.) Scored 23 points, along with 16 rebounds and three blocked shots in SHU's 61-59 loss to Saint Michael's College.

HONOR ROLL: Chris Padula, NHC (Sr., F, 5-10, Clifton Park, N.Y.) Totaled 13 points, 11 rebounds, six assists and three steals in 75-72 win over Bryant; Jen Robinson, NHC (Fr., C, 6-3, Deerfield, N.H.) Totaled 18 points and grabbed 13 rebounds in a 75-72 win over Bryant... It marked the third double-double of the year for Robinson; Kristy Woodill, NHC (Fr., G, 5-7, Farmington, Conn.) Totaled 10 points in just 15 minutes of action; Tiesha Grace, UNH (Jr., C, Roosevelt, N.Y.) Recorded a double-double with 16 points and 13 rebounds in a 68-60 loss to Assumption; Becky Snow, UNH (Fr., G, 5-6, Rensselaer, N.Y.) Scored 20 points and two steals in UNH's loss to Assumption; Michele Davis, UA (Sr., G/F, 5-9, New Hartford, N.Y.) Averaged 16.5 points, 8.5 rebounds and 3.0 assists in two victories, including season-high 10 rebounds vs. LeMoyne; Melissa Schoonover, UA (Fr., C, 6-1, Painted Post, N.Y.) Averaged 9.0 points and 5.5 rebounds in her first starts as a collegian (11 points and six rebounds vs. Quinnipiac and seven points, five rebounds and season-high three steals vs. LeMoyne; Beth Grys, USB (So., F, 5-9, Orchard Park, N.Y.) Scored 17 points and grabbed five rebounds plus four assists vs. Dowling; Jackie Daigneault, USB (Fr., C, 5-10, Lincoln, R.I.) Scored 11 points and grabbed nine rebounds (seven offensive) vs. Dowling.





1996-97 NECC WOMEN'S TEAM STATS



<u>Scoring Offense</u>	<u>G</u>	<u>PTS</u>	<u>AVG.</u>
Bridgeport	9	649	72.1
Southern Connecticut	8	550	68.8
Albany	9	615	68.3
New Haven	9	612	68.0
Keene State	8	542	67.8
Sacred Heart	9	601	66.8
New Hampshire College	8	530	66.3
UMass Lowell	10	658	65.8
Stony Brook	9	580	64.4
Franklin Pierce	10	618	61.8

<u>Scoring Defense</u>	<u>G</u>	<u>PTS</u>	<u>AVG</u>
Southern Connecticut	8	479	59.9
Keene State	8	489	61.1
Franklin Pierce	10	614	61.4
Albany	9	564	62.7
Bridgeport	9	524	62.7
Stony Brook	9	568	63.1
UMass Lowell	10	658	65.8
Sacred Heart	9	598	66.4
New Hampshire College	8	563	70.4
New Haven	9	650	72.2

<u>Field Goal %</u>	<u>G</u>	<u>FG-FGA</u>	<u>PCT</u>
New Hampshire College	8	217-504	.431
Albany	9	238-597	.399
Stony Brook	9	217-549	.395
New Haven	9	238-602	.395
Keene State	8	187-475	.394
Franklin Pierce	10	223-567	.393
Southern Connecticut	8	214-547	.391
Bridgeport	9	229-582	.390
Sacred Heart	9	217-569	.381
UMass Lowell	10	253-705	.359

<u>Free Throw %</u>	<u>G</u>	<u>FT-FTA</u>	<u>PCT.</u>
Sacred Heart	9	107-150	.713
Keene State	8	131-203	.645
Bridgeport	9	155-242	.640
New Haven	9	101-154	.616
Stony Brook	9	116-190	.611
Albany	9	100-168	.595
UMass Lowell	10	133-224	.594
New Hampshire College	8	84-142	.592
Franklin Pierce	10	117-209	.560
Southern Connecticut	8	86-157	.548

<u>3pt FG%</u>	<u>G</u>	<u>3FG-FGA</u>	<u>PCT.</u>
Franklin Pierce	10	55-156	.352
Stony Brook	9	30-93	.352
Sacred Heart	9	60-182	.330
Bridgeport	9	36-109	.330
Albany	9	39-123	.317
Southern Connecticut	8	36-119	.303
New Haven	9	35-120	.292
Keene State	8	37-129	.287
New Hampshire College	8	12-59	.203
UMass Lowell	10	19-105	.181

<u>Scoring Margin</u>	<u>G</u>	<u>PTS</u>	<u>OPP</u>	<u>MAR.</u>
Bridgeport	9	649	564	9.4
Southern Connecticut	8	550	479	8.8
Albany	9	615	564	5.6
Keene State	8	542	489	6.6
Stony Brook	9	580	568	1.3
Franklin Pierce	10	618	614	0.4
Sacred Heart	9	601	598	0.2
UMass Lowell	10	658	658	0.0
New Hampshire College	8	530	563	-4.1
New Haven	9	612	650	-4.2

<u>Rebound Margin</u>	<u>G</u>	<u>REB</u>	<u>OPP</u>	<u>MAR.</u>
New Hampshire College	8	388	308	10.0
Bridgeport	9	480	393	9.6
UMass Lowell	10	495	404	9.1
Stony Brook	9	395	333	6.8
Franklin Pierce	10	403	430	2.7
Albany	9	395	372	2.6
Sacred Heart	9	404	402	0.2
Keene State	8	337	338	-0.1
Southern Connecticut	8	379	385	-0.7
New Haven	9	342	366	-2.7

<u>FG% Defense</u>	<u>G</u>	<u>FG-FGA</u>	<u>PCT.</u>
Southern Connecticut	8	164-509	.322
Sacred Heart	9	212-594	.357
Bridgeport	9	212-583	.360
Franklin Pierce	10	223-615	.362
Keene State	8	170-468	.363
Albany	9	196-516	.378
Stony Brook	9	198-510	.388
New Hampshire College	8	205-520	.394
UMass Lowell	10	236-583	.405
New Haven	9	260-536	.485

<u>3pt FG/Game</u>	<u>G</u>	<u>3FGM</u>	<u>AVG.</u>
Sacred Heart	9	60-182	6.7
Franklin Pierce	10	55-156	5.5
Keene State	8	37-129	4.6
Southern Connecticut	8	36-119	4.5
Albany	9	39-123	4.3
New Haven	9	35-120	3.8
Stony Brook	9	30-93	3.3
Bridgeport	9	36-109	3.3
UMass Lowell	10	19-105	1.9
New Hampshire College	8	12-59	1.5

COMMISSIONER:

William M. Moore
P.O. Box 1307
Farmington, CT 06034
Phone: (860) 677-1269
FAX: (860) 674-8363



MEDIA RELATIONS DIRECTOR:

Jeff Bernstein
University of New Haven
300 Orange Ave.
West Haven, CT 06516
Phone: (203) 931-1326
FAX: (203) 931-1324

WALTER PETERSON PRESIDENT'S CUP

Walter Peterson President's Cup: To recognize the member institution whose teams compile the strongest overall record during the academic year in all conference sponsored sports or sports where a season-ending tournament is conducted.

Method of Awarding Points: The final point standings for the Walter Peterson President's Cup would be based on each respective member institutions finish in the conference standings during regular-season competition in six sports and season-ending tournament competition in eight sports, which are as follows:

Regular Season

- Men's Soccer*
- Women's Soccer*
- Men's Basketball**
- Women's Basketball**
- Baseball*
- Softball*

Season-Ending Tournament

- Volleyball*
- Indoor Track*
- Men's Tennis*
- Women's Tennis*
- Men's Cross Country*
- Women's Cross Country*
- Men's Basketball*
- Women's Basketball*

** Points for both regular-season and season-ending tournament will be included in the point calculation.*

In all team sports, the first place institution in the regular-season standings receives four points multiplied by the total number of teams involved in conference play. The second-place institution receives four less points; the third-place institution receives eight less points and so on down to the last place institution which receives four points. In addition, the first-place institution in final season-ending tournament standings receives two points multiplied by the total number of teams participating in the tournament. The second-place institution receives two less points, the third place institution four less points and so on down to the last place institution which receives two points.

Award: The recipient of the Walter Peterson President's Cup will be presented with a rotating trophy, as well as a permanent trophy or wall banner.

